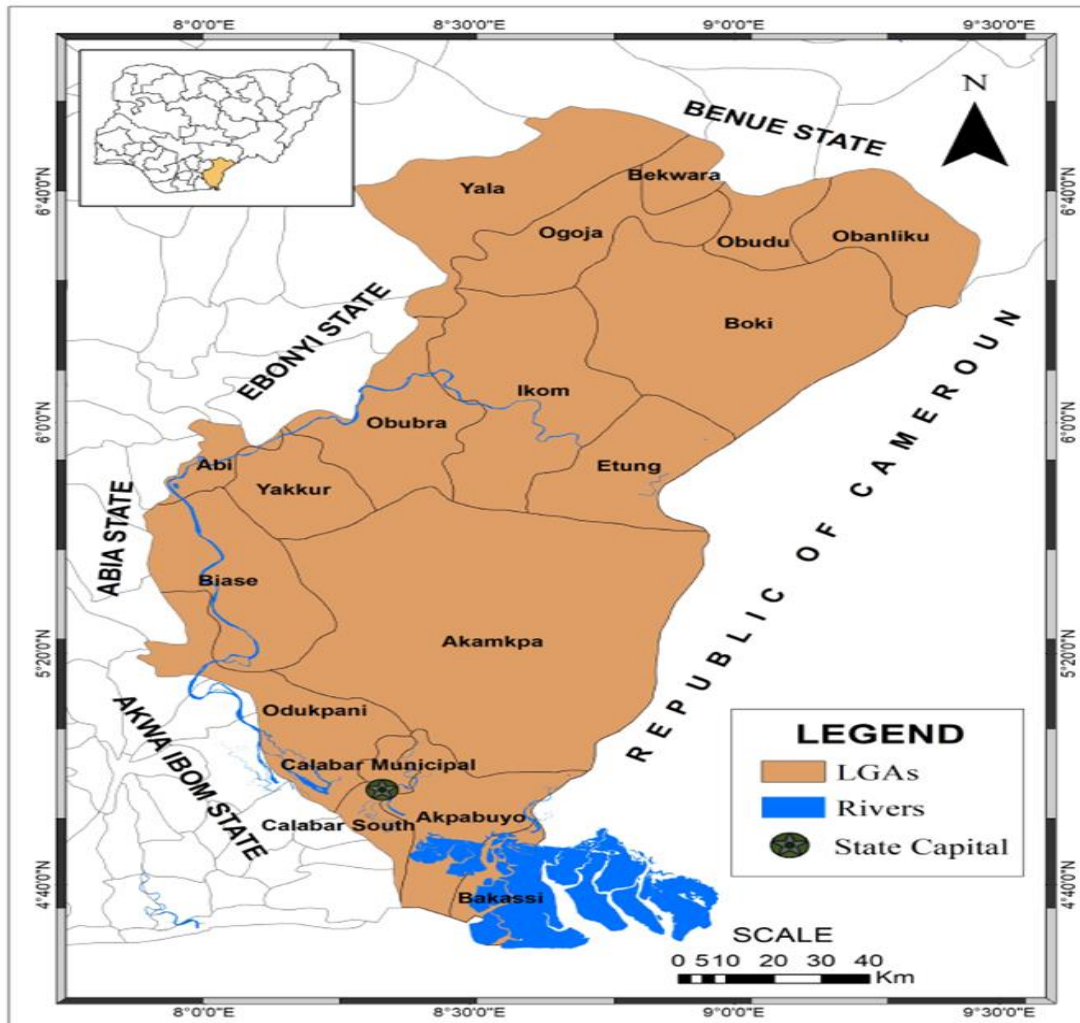


# FACTS AND FIGURES ABOUT



## CROSS RIVER STATE 2024 EDITION

CROSS RIVER STATE BUREAU OF STATISTICS

## FOREWORD

This is the 2024 edition of “Facts and Figures of Cross River State” published by the Cross River State Bureau of Statistics (CRSBS). The publication is aimed at providing first-hand information about the State to residents, investors, visitors and tourists on strategic socio-economic activities.

The data contained in the publication were mainly extracted from mass of administrative records collated from Ministries, Departments and Agencies (MDAs) both at Federal and State levels through Integrated System of Administrative Statistics (ISAS). The data will be useful for policy design, development planning, investment, policy/ project/programme monitoring and evaluation, and research

It covers political, demographics, geographic, economic, civic, social and historical aspects of the State, all aimed at making available to the general public some basic facts about Cross River State at a glance.

I wish to express my sincere appreciation to His Excellency Senator (Prince) Bassey Edet Otu, the People-First Governor, for providing the enabling environment for the Bureau to achieve its objectives. I also wish to recognize the management and staff of State Bureau of Statistics for their commitment and making the document a reality. The various Ministries, Departments and Agencies (MDAs) of the State, for providing timely and accurate data.

Corrections and suggestions that will lead to the enrichment of subsequent editions of this publication will be welcome. Users of this book are free to make their data needs or demands to the Bureau for consideration in ensuing editions.



**Bong Duke**  
Vice Chairman/CEO  
State Planning Commission  
September, 2025

## ACKNOWLEDGEMENTS

This is the fourth edition of Facts and Figures of Cross River State published by the Cross River State Bureau of Statistics (CRSBS). It is an impulse statistics which at a glance provides statistical facts and figures on Governance, Demographics, Education, Health, Manpower, Agriculture, Tourism, Youths and Women Empowerment etc.

The Statistical information contained in this book were obtained mainly from Ministries Departments and Agencies (MDAs) through the Integrated System of Administrative Statistics (ISAS). The book is in tandem with the President of the Federal Republic of Nigeria, His Excellency, Bola Ahmed Tinubu, 'Renewed Hope Agenda and His Excellency, the Governor of Cross River State, Senator Prince Bassey Edet Otu, 'People First Agenda'.

It is hoped that this document will serve as a reference point to investors and visitors to the State, and also as a guide to the government for informed decision - making, as well as crafting of data-driven policies that will enhance resource allocation and service delivery in the State.

We recognize the contributions of all the Ministries, Departments and Agencies (MDAs) and other data suppliers without whom the compilation of this publication would not have been possible. Similarly, I urge those organizations whom for one reason or the other were unable to provide us with data to please do so in future to enable us enrich subsequent editions of this publication.

Finally, I equally wish to appreciate the untiring effort of the staff of the State Bureau of Statistics that made this publication a reality.



**Ogar, Josephat Odo, Ph.D, CISON**  
Statistician – General/CEO  
State Bureau of Statistics

## TABLE OF CONTENTS

ADMINISTRATIVE MAP OF CROSS RIVER STATE	i
FOREWORD	ii
ACKNOWLEDGEMENTS	iii
<b>TABLE OF CONTENTS</b>	<b>i</b>
<b>BRIEF NOTE ABOUT CROSS RIVER STATE</b>	<b>1</b>
<b>SECTION 1: POPULATION, AREA AND CLIMATE</b>	<b>2</b>
TABLE 1.1: Local Government Areas in Cross River State by Senatorial Districts	2
TABLE 1.2: Local Government Area, Headquarters, Land Area, Location and Distance from Calabar	3
TABLE 1.3: Projected Population of Cross River State Based on the 2006 National Population Census by Sex and Local Government Area, 2022 – 2024-	4
TABLE 1.4: Projected Population of Cross River State Based on the 2006 Population Census by Five Year Age Groups and Sex, 2022 – 2024	5
TABLE 1.5: Weather and Climate in Calabar, Cross River State by Month, 2024-	6
TABLE 1.6: Weather and Climate in Marine, Cross River State by Month, 2024-	7
TABLE 1.7: Weather and Climate in Ikom, Cross River State by Month, 2024	8
TABLE 1.8: Weather and Climate in Ogoja, Cross River State by Month, 2024	9
TABLE 1.9: Weather and Climate in Obudu, Cross River State by Month, 2024	10
FIGURE 1.1: Total Number of Rain Days across the Four Meteorological Zones of Cross River State, 2022-2024.	11
<b>SECTION 2: GOVERNANCE</b>	
TABLE 2.1: The Three Arms of Government in Cross River State and their Heads	12
TABLE 2.2: Leaders of Political and Governance Evolution in Cross River State since 1960 to 2025	13
TABLE 2.3: Cross River State National Assembly Senators by Gender, Senatorial Districts, Local Government Areas of Origin, Political Party, Date Elected and Expected Date of Leaving.	14
TABLE 2.4: Cross River State National Assembly Representatives by Gender, Political Party and Constituency	15
TABLE 2.5: Cross River State House of Assembly Members by Gender, Portfolio and Constituency	16
TABLE 2.6: Elected Councillors in Cross River State by Local Government Area, Gender, Political Party, Ward of Origin, Date Elected and Expected Date of Retirement	17
TABLE 2.7: Cross River State Executive Council Members by Gender and their Portfolio.	27
TABLE 2.8: Permanent Secretaries in the Public Service	29
TABLE 2.9: Judges in Cross River State Judiciary by Gender and their Courts	30
TABLE 2.10: List of Generals in the Public Service of Cross River State	31
TABLE 2.11: Elected Local Government Chairmen and Vice Chairmen in Cross River State by Gender, Political Party, Ward of Origin, Date Elected, Terminal Date, LGA and Portfolio.	32
TABLE 2.12: Traditional Rulers in Cross River State by Gender and Title	34

### **SECTION 3: MANPOWER**

TABLE 3 .1:	Ministries, Extra-Departmental Ministries, Commissions, Boards, Agencies and Tertiary Institutions in Cross River State. - -	35
FIGURE 3.1:	Summary of Staff in Cross River State Civil and Public Service by Sex and MDAs, 2024 - - - - -	38
FIGURE 3.2:	Staff Strength in CRS Public/Civil Service by LGA of Origin, 2022-2024 - - - - -	39

### **SECTION 4: COMMERCE**

TABLE 4.1	Banks Operating in Cross River State and their Branches - -	40
TABLE 4.2:	Fast Food, Restaurant & Bar Establishments in Cross River State -	41
TABLE 4.3:	Distribution of Markets by Local Government Area - - -	42
TABLE 4.4:	Distribution of Motor Parks by Local Government Area - -	44

### **SECTION 5: TOURISM**

TABLE 5.1:	Hotels in Cross River State by Local Government Area - -	44
TABLE 5.2:	Events and Conference Establishments in Calabar - - -	52
TABLE 5.3:	Comprehensive Inventory of Sites and Attractions in Cross River State by their Coordinates. - - - - -	53
TABLE 5.4:	Distribution of Languages Spoken Beside English Language by Local Government Area. - - - - -	58
TABLE 5.5:	Calendar of Festivals and Cultural Events in Cross River State. -	59
TABLE 5.6	Tourism Statistics in Cross River State for 2023 -2024 - -	60
TABLE 5.7	List of Hospitality Establishments Grants Recipients by Senatorial Districts in 2023-2024- - - - -	61
FIGURE 5.1:	Number of Arrived Tourists and Visitors to Cross River State by Means of Transportation, 2024 - - - - -	63
TABLE 5.8:	Strategic Tourism Development Initiatives, 2023-2024. - -	64
TABLE 5.9:	Carnival Bands, Colours and Leaders- - - - -	64
TABLE 5.10:	Carnival Calabar Main Themes and Overall Winners 2005 -2024. -	65
TABLE 5.11:	Summary of Total Number of Spectators, Visitors and Tourists. -	65
TABLE 5.12:	Volume Counts of Revellers in Competing and Non-Competing Bands	66
TABLE 5.13:	Number of Participants by State in 2024 Cultural Carnival - -	66
TABLE 5.14:	Number of Spectators at Carnival Festival 2024. - - -	67
TABLE 5.15:	Distribution of Onsite Spectators by Age Grade and Gender at Carnival Calabar 2024. - - - - -	67

### **SECTION 6: WOMEN EMPOWERMENT, GENDER AND SAFETY NETS**

FIGURE 6.1	Summary of Gender Based Violence Cases in Cross River State by Sex and LGA, 2024. - - - - -	67
TABLE 6.1:	Gender Based Violence Referred Cases Handled by Different Organizations in Cross River State, 2021-2024. - - -	68
TABLE 6.2:	Number of People That Benefited From Conditional Cash Transfer in Cross River State by Sex and Local Government Area, 2021– 2024.	69
TABLE 6.3:	Women Empowerment Initiatives Statistics in Cross River State, 2021-2024.	70
FIGURE 6.2:	Number of Persons Living With Disability in Cross River State by Type, Sex and Local Government Area, 2023. - - - - -	70

### **SECTION 7: NATURAL RESOURCES**

TABLE 7.1:	Mineral Deposits in Cross River State by Location and Type -	71
------------	--	----

TABLE 7.2:	Distribution of Lakes, Rivers and Island in Cross River State, 2024.-	72
TABLE 7.3:	Land Forms in Cross River State by Local Government Area.	73
<b>SECTION 8: DISASTER PROFILE</b>		
TABLE 8.1:	Distribution of Disaster Profile by Types and Number of Persons Affected 2021-2024.	74
FIGURE 8.1:	Distribution of Disaster on Farmland by Type and Local Government Area, 2024.	75
TABLE 8.2:	Number of Fire Outbreaks in Cross River State by Nature of Outbreak, 2021 – 2024.	76
TABLE 8.3:	Influx of Refugees from Cameroon by Sex and Age Grade, 2022-2024	76
<b>SECTION 9: SOCIAL INDICES</b>		
TABLE 9.1:	Distribution of Community Based Poverty Reduction Projects in Cross River State by Local Government Area, 2022-2024-	77
TABLE 9.2:	Distribution of Person Selected from the Social Register of Poor and Vulnerable to Other Programs by Sex and LGA, 2022-2024.	77
TABLE 9.3:	Crime and Offences Reported to the Police in Cross River State by Type, 2022-2024.	78
TABLE 9.4:	Age Distribution of Crime Offenders in Cross River State by Sex, 2022-2023.	78
<b>SECTION 10: COMMUNICATION</b>		
TABLE 10.1:	Mails/Parcels Dispatched in Cross River State by Local Government Area, 2022 – 2023	79
TABLE 10.2:	Number of Post Office Boxes and Private Mail Bags Available and Rented in Cross River State by Local Government Area, 2022 – 2023.-	80
<b>SECTION 11: CIVIL SOCIETY</b>		
TABLE 11.1:	Civil Society Organizations in Cross River State and their Office Address	81
<b>SECTION 12: CLIMATE CHANGE</b>		
TABLE 12.1:	Institutions Dealing With Climate Change in Cross River State	82
<b>SECTION 13: DEVELOPMENT PARTNERS</b>		
TABLE 13.1:	Donors Interventions in Cross River State, 2022 – 2024	83
<b>SECTION 14: RELIGIOUS LANDSCAPE</b>		
TABLE 14.1:	Some Religious Organisations in Cross River State	84
TABLE 14.2:	Number of Christian Pilgrims by Local Government and Sex in Cross River State, 2021-2023.	87
TABLE 14.3:	Number of Muslim Pilgrims in Cross River State by Sex and Local Government Area, 2022-2023.	88
<b>SECTION 15: YOUTH EMPOWERMENT</b>		
TABLE 15.1:	Youth Empowerment by Type of Skills and Sex, 2021-2024	89
TABLE 15. 2:	NG. Cares Intervention in Cross River State by Sex and Local Government Area, 2021-2024	90
<b>SECTION 16: LANDS AND HOUSING</b>		
TABLE 16.1:	Certificate of Occupancy Issued In Cross River State by Category, 2021-2024.	90

TABLE 16.2:	Residential and Commercial Building Plans Submitted and Approved in Cross River State, 2022-2024.	-	-	-	-	-	91
TABLE 16.3:	Residential and Commercial Survey Plans Submitted and Approved in Cross River State, 2022-2024.	-	-	-	-	-	91
TABLE 16.4:	Government Properties (Houses) under the Ministry of Lands and Urban Development in Cross River State, 2024.	-	-	-	-	-	92
TABLE 16.5:	Distribution of Cross River State Housing Estates by Local Government Area.						93
TABLE 16.6:	Distribution of Housing Estates in Cross River State by Local Government Area, 2020	-	-	-	-	-	94

## **SECTION 17: WATER AND SANITATION**

TABLE 17.1:	Total Number of Water Facilities in Cross River State by Local Government Area, 2021-2024.	-	-	-	-	-	95
FIGURE 17.1:	Number and Types of Sanitation Facilities in Cross River State by LGA, 2024.	-	-	-	-	-	96
TABLE 17.2:	Average Daily Wastes Collection in Cross River State, 2022-2024.-						96

## **SECTION 18: PUBLIC FINANCE**

TABLE 18.1:	Estimated, Actual and Shortfalls of Recurrent Revenue of Cross River State, 2021-2024.	-	-	-	-	-	97
TABLE 18.2:	Summary of Revenue of Cross River State, 2022-2024.	-	-	-	-	-	97
TABLE 18.3:	Summary of Internally Generated Revenue of Cross River State, 2021-2024						97
FIGURE 18.1:	Cross River State Budget Performance, 2021-2024.	-	-	-	-	-	98
TABLE 18.4:	Estimated and Actual Capital Expenditure of Cross River State, 2021-2024.						98
FIGURE 18.2:	Cross River State Sectoral Capital Performance (%), 2021-2024.-	-	-	-	-	-	99
TABLE 18.5:	Capital Expenditure of Local Government Areas in Cross River State, 2021-2024	-	-	-	-	-	100

## **SECTION 19: INFRASTRUCTURE**

FUGURE 19.1:	Distribution of Roads Constructed in Cross River State by Local Government Area, 2021-2024.	-	-	-	-	-	101
TABLE 19.1:	Distribution of Social Amenities in Cross River State by Type, 2021-2024.						101

## **SECTION 20: TRANSPORT**

FIGURE 20.1:	Passenger Movement in Margaret Ekpo International Airport (MEIA) by Type of Flight, 2022– 2024.	-	-	-	-	-	102
Table 20.1:	Aircraft Movement in Margaret Ekpo International Airport (MEIA) by Type of Flight, 2021– 2024	-	-	-	-	-	103
FIGURE 20.2:	Number of Motor Vehicles Newly Registered in Cross River State by Local Government Area, 2021-2024	-	-	-	-	-	103

## **SECTION 21: AGRICULTURE**

FIGURE 21.1:	Distribution of Registered Farmers in Cross River State by Sex and Local Government Area, 2021-2023	-	-	-	-	-	104
TABLE 21.1:	Fish Production in Cross River State by Yield (Mt) and Local Government Area, 2021 – 2024	-	-	-	-	-	105
FIGURE 21.2:	Number of Cooperative Groups Members That Benefited From ADP Projects in Cross River State by Sex and Local Government Area, 2024.	-	-	-	-	-	105
TABLE 21.2:	Cross River State Land Area, Crop Production and Yield Data, 2021-2024.						106

## **SECTION 22: EDUCATION**

TABLE 22.1	Distribution of Schools by Type, 2021 – 2024.	-	-	-	-	-	107
TABLE 22.2:	Distribution of Schools by Type, Ownership and Local Government Area, 2024						108

TABLE 22.3:	Distribution of Classrooms in Public Schools by Type of School and Local Government Area, 2024.	-	-	-	-	-	-	109
FIGURE 22.1:	Teaching Staff Distribution in Primary Schools by Sex, Qualifications and Local Government Area, 2024	-	-	-	-	-	-	110
TABLE 22.4:	Summary for Highest Qualification for Teaching Staff in Primary Only, 2024.							111
TABLE 22.5:	Summary of Pupil Enrolment in ECCDE/Pre-Primary and Primary Schools by Classes, Sex and Local Government Area, 2024.	-	-	-	-	-	-	112
TABLE 22.6:	Distribution of Teaching Staff in Public Primary Schools by Sex, Salary Grade Level and Local Government Area, 2024	-	-	-	-	-	-	113
TABLE 22.7:	Teaching Staff Distribution in Public Secondary Schools by Sex, Salary Grade Level and Local Government Area, 2024.	-	-	-	-	-	-	114
TABLE 22.8:	Teaching Staff Distribution in Public Secondary Schools by Sex, Qualifications and Local Government Area, 2024.	-	-	-	-	-	-	115
TABLE 22.9:	Secondary School Enrolment by Sex, Classes, Number of Streams and Local Government Area, 2024.	-	-	-	-	-	-	116
TABLE 22.10:	Teaching Staff Distribution in Technical Colleges by School, Sex and Qualification, 2024.	-	-	-	-	-	-	117
TABLE 22.11:	Teaching Staff Distribution in Technical Schools by Sex, Salary Grade Level and Local Government Area, 2024.	-	-	-	-	-	-	118
TABLE 22.12:	Students Enrolment in Government Technical Colleges by Classes, Sex and Local Government Area, 2024.	-	-	-	-	-	-	119

### **SECTION 23: HEALTH**

TABLE 23.1:	Distribution of Hospital Beds in Cross River State by Type of Hospital and Bed Type, 2021 – 2024.	-	-	-	-	-	-	123
FIGURE 23.1:	Distribution of Health Institutions in Cross River State by Ownership, 2021-2024	-	-	-	-	-	-	124
FIGURE 23.2:	Distribution of Health Institutions in Cross River State by Local Government Area, 2021-2024	-	-	-	-	-	-	125
FIGURE 23.3:	Women under Family Planning Administration in Cross River State by Local Government Area, 2021- 2024.-	-	-	-	-	-	-	126
FIGURE 23.4:	Number of Children Immunized in Cross River State by Vaccine Type, 2021-2024.-	-	-	-	-	-	-	127
FIGURE 23.5:	Recorded Deaths Resulting From HIV/AIDS in Cross River State by Sex and Local Government Area, 2021 – 2024.	-	-	-	-	-	-	128
TABLE 23.6:	Recorded Number of Persons Living With HIV/AIDS in Cross River State by Sex and Local Government Area, 2024	-	-	-	-	-	-	129
TABLE 23.2:	Cross River Human Resources for Health Baseline Data 2021 – 2024							129
TABLE 23.3:	Reproductive Health Statistics in Cross River State by Local Government Area, 2021-2024	-	-	-	-	-	-	130

### **SECTION 24: ELECTRIFICATION**

TABLE 24.1:	Cross River State Rural Electrification by Local Government Area, 2024-							131
TABLE 24.2:	Percentage Completion of Electricity Projects in Cross River State by Local Government Area, 2024.	-	-	-	-	-	-	132
TABLE 24.3:	Maintenance of Broken Down Networks and Construction of New Relief Substations Undertaken by Cross River State Electrification Agency by LGA 2024.							133
TABLE 24.4:	Cross River State Electrification Projects by Community and Local Government Area, 2024	-	-	-	-	-	-	134

## **BRIEF NOTE ABOUT CROSS RIVER STATE**

Cross River is a coastal State in South-South geopolitical zone of Nigeria. It is named after the Cross River, which passes through it. The State was created on May 27, 1967 from the former Eastern Region, Nigeria by the General Yakubu Gowon regime. Its name was changed from South Eastern State to Cross River State during the 1976 State creation exercise by the then General Murtala Mohammed regime. The present day Akwa Ibom State was excised from it in another State creation exercise of September 27, 1987 by the then regime of General Ibrahim Babangida. Its capital is Calabar with the following other major towns - Akamkpa, Calabar, Ikom, Odukpani, Ogoja, Ugep, and Obudu. Cross River State consists of eighteen (18) Local Government Areas (LGAs) namely, Abi, Akamkpa, Akpabuyo, Bakassi, Bekwarra, Biase, Boki, Calabar Municipal, Calabar South, Etung, Ikom, Obanliku, Obubra, Obudu, Odukpani, Ogoja, Yakurr and Yala.

The State has numerous dialectical groups; however, the three most commonly spoken language groups are Efik, Bekwarra and Ejagham. All the language groups have a common linguistic root that is traceable to one ancestry.

The people of Cross River State are predominantly farmers; about 75% of whom are involved in subsistent agriculture, cultivating both arable and perennial crops. The culture is rich; there are several traditional festivals some of which are linked with farming activities like the Lebokou festival of the Yakurr (Ugep) people and Ipemlhihe festival of the Bekwarra people.

The State has gross domestic product (GDP) of ₦2,314,948,820,000 with Agriculture contributing ₦275,718,020,000, Industry ₦283,224,060,000 and Services sector ₦422,377,790,000 (2017). The festivals with the array of dances and folklores that accompany them serve as good basis for culture and tourism which set the State apart from other States in Nigeria.

Cross River State is located within the tropical rain forest belt of Nigeria. It lies between latitude 4° 28' and 6° 55' North of the Equator and longitude 7° 50' and 9° 28' East of the Greenwich Meridian. It shares common boundaries with Cameroon Republic in the East, Benue State in the North, Ebonyi and Abia States in the West, Akwa Ibom State in the Southwest and Atlantic Ocean in the South.

Cross River State occupies 22,341 square kilometers of Area (Land). The population of the State is estimated at 5,100,129 (Male and Female), 2,594,972 (Female) and 2,505,157 (Male) (2024) giving rise to an estimated population density of 201 persons per square kilometre. Though the State has a tropical climate, the Obudu Plateau in Obanliku with an altitude of about 1,596m above sea level has a temperate climate. Rainfall in the State is heavy during the wet season. The typical wet season is about eight months, starting from April to November with the peak in July. Temperature in the State ranges from 27.9 to 33 degree Celsius with mean of 31 degree Celsius. Due to the high levels of rainfall and temperature, the humidity is usually high.

The agro-ecological zones in the State include the mangrove and swamp forests at the coast, tropical rain forests further inland and savannah woodlands in the northern parts of the State. These are in addition to the montane-type vegetation of Obudu highlands. The favourable climate of the State promote the cultivation of yams, rice, cassava, maize, melon, pineapple and assorted vegetables as well as perennial crops like cocoa, oil palm, cashew, rubber, plantain, banana, among othe.

The State is endowed with abundant natural resources - mineral deposits and forest resources. The mineral deposits include crude oil, natural gas, limestone, quartz, clay, salt, tin, granite, basalt, lead, zinc, manganese, gypsum, barite, uranium and mica.

## **SECTION 1: POPULATION, AREA AND CLIMATE**

**TABLE 1.1: LOCAL GOVERNMENT AREAS IN CROSS RIVER STATE BY SENATORIAL DISTRICTS**

<b>South</b>	<b>Central</b>	<b>North</b>
Akamkpa	Abi	Bekwarra
Biase	Boki	Obanliku
Calabar Municipality	Ikom	Obudu
Calabar South	Etung	Ogoja
Bakassi	Obubra	Yala
Odukpani	Yakurr	
Akpabuyo		

Source: Cross River State Ministry of Information

**TABLE 1.2: LOCAL GOVERNMENT AREA, HEADQUARTERS, LAND AREA, LOCATION AND DISTANCE FROM CALABAR**

<b>LGA</b>	<b>Headquarters</b>	<b>Area (km<sup>2</sup>)</b>	<b>Longitude</b>	<b>Latitude</b>	<b>Distance from Calabar (KM)</b>
<b>Abi</b>	Itighidi	334.52	8° 1' 39.440" E	5° 53' 38.578" N	140
<b>Akamkpa</b>	Akamkpa	4,943.04	8° 32' 15.707" E	5° 24' 58.015" N	50
<b>Akpabuyo</b>	Ikot Nakanda	816.18	8° 28' 58.336" E	4° 57' 22.184" N	20
<b>Bakassi</b>	Ikang	826.07	8° 28' 30.448" E	4° 44' 59.976" N	200
<b>Bekwarra</b>	Abuochiche	304.80	8° 54' 36.206" E	6° 41' 51.537" N	330
<b>Biase</b>	Akpet Central	1,285.56	8° 4' 26.343" E	5° 32' 30.028" N	70
<b>Boki</b>	Boje	2,741.95	9° 0' 24.658" E	6° 16' 17.813" N	340
<b>Calabar Municipality</b>	Calabar	157.06	8° 21' 28.741" E	5° 0' 55.661" N	-
<b>Calabar South</b>	Anantigha	269.99	8° 20' 2.042" E	4° 52' 0.067" N	5
<b>Etung</b>	Effraya	903.22	8° 47' 56.653" E	5° 51' 31.700" N	235
<b>Ikom</b>	Ikom	1,801.79	8° 37' 2.945" E	6° 4' 36.684" N	215
<b>Obanliku</b>	Sankwala	1,059.74	9° 18' 11.687" E	6° 31' 12.038" N	380
<b>Obubra</b>	Obubra	1,086.27	8° 22' 34.685" E	5° 58' 52.556" N	170
<b>Obudu</b>	Obudu	520	9° 3' 37.701" E	6° 33' 21.799" N	360
<b>Odukpani</b>	Odukpani	1,423.87	8° 8' 47.593" E	5° 10' 5.801" N	18
<b>Ogoja</b>	Ogoja	1,156.08	8° 43' 15.443" E	6° 30' 39.933" N	320
<b>Yakurr</b>	Ugep	670.44	8° 11' 3.397" E	5° 48' 11.832" N	120
<b>Yala</b>	Okpoma	2,041.25	8° 35' 5.996" E	6° 39' 26.596" N	360

Source: Cross River State Ministry of Information

**TABLE 1.3: PROJECTED POPULATION OF CROSS RIVER STATE BASED ON THE 2006 NATIONAL POPULATION CENSUS BY SEX AND LOCAL GOVERNMENT AREA, 2022 – 2024**

S/N	LOCAL GOVT. AREA	2022			2023			2024		
		MALE	FEMALE	TOTAL	MALE	FEMALE	TOTAL	MALE	FEMALE	TOTAL
1.	ABI	120,964	117,923	<b>238,887</b>	124,835	121,697	<b>246,532</b>	125,591	128,829	<b>254,420</b>
2.	AKAMKPA	127,327	120,479	<b>247,806</b>	131,401	124,334	<b>255,735</b>	128,313	135,606	<b>263,919</b>
3.	AKPABUYO	234,393	216,281	<b>450,674</b>	241,894	223,202	<b>465,096</b>	230,344	249,634	<b>479,978</b>
4.	BAKASSI	30,085	22,290	<b>52,375</b>	31,048	23,003	<b>54,051</b>	23,740	32,041	<b>55,781</b>
5.	BEKWARRA	87,588	87,040	<b>174,628</b>	90,391	89,826	<b>180,217</b>	92,700	93,284	<b>185,984</b>
6.	BIASE	141,735	136,542	<b>278,277</b>	146,270	140,911	<b>287,181</b>	145,420	150,951	<b>296,371</b>
7.	BOKI	157,508	151,388	<b>308,896</b>	162,548	156,233	<b>318,781</b>	161,232	167,750	<b>328,982</b>
8.	CALABAR MUN.	154,095	149,951	<b>304,046</b>	159,026	154,750	<b>313,776</b>	159,702	164,114	<b>323,816</b>
9.	CALABAR SOUTH	156,564	160,449	<b>317,013</b>	161,574	165,584	<b>327,158</b>	170,882	166,745	<b>337,627</b>
10.	ETUNG	68,014	64,469	<b>132,483</b>	70,191	66,532	<b>136,723</b>	68,661	72,437	<b>141,098</b>
11.	IKOM	136,803	134,153	<b>270,956</b>	141,181	138,446	<b>279,627</b>	142,876	145,699	<b>288,575</b>
12.	OBANLIKU	92,693	88,782	<b>181,475</b>	95,659	91,623	<b>187,282</b>	94,555	98,720	<b>193,275</b>
13.	OBUBRA	144,264	141,346	<b>285,610</b>	148,880	145,869	<b>294,749</b>	150,536	153,644	<b>304,181</b>
14.	OBUDU	134,968	132,291	<b>267,259</b>	139,287	136,524	<b>275,811</b>	140,893	143,744	<b>284,637</b>
15.	ODUKPANI	166,683	152,597	<b>319,280</b>	172,017	157,480	<b>329,497</b>	162,519	177,522	<b>340,041</b>
16.	OGOJA	143,683	140,323	<b>284,006</b>	148,281	144,813	<b>293,094</b>	149,447	153,026	<b>302,473</b>
17.	YAKURR	164,677	160,209	<b>324,886</b>	169,947	165,336	<b>335,283</b>	170,627	175,385	<b>346,012</b>
18.	YALA	174,494	175,695	<b>350,189</b>	180,078	181,317	<b>361,395</b>	187,119	185,841	<b>372,960</b>
	<b>TOTAL</b>	<b>2,436,538</b>	<b>2,352,208</b>	<b>4,788,746</b>	<b>2,514,508</b>	<b>2,427,480</b>	<b>4,941,988</b>	<b>2,505,157</b>	<b>2,594,972</b>	<b>5,100,129</b>

**Source:** National Population Commission (NPC) / Cross River State Bureau of Statistics (CRSBS)

**TABLE 1.4**  
**PROJECTED POPULATION OF CROSS RIVER STATE BASED ON THE 2006 POPULATION CENSUS**  
**BY FIVE YEAR AGE GROUPS AND SEX, 2022 – 2024**

S/N	AGE GROUP	2022			2023			2024		
		MALE	FEMALE	TOTAL	MALE	FEMALE	TOTAL	MALE	FEMALE	TOTAL
1.	0-4	316,045	301,229	<b>617,274</b>	326,159	310,868	<b>637,027</b>	336,596	320,816	<b>657,412</b>
2.	5-9	334,091	304,657	<b>638,748</b>	344,777	314,403	<b>659,180</b>	355,815	324,467	<b>680,282</b>
3.	10-14	301,685	271,839	<b>573,524</b>	311,340	280,538	<b>591,878</b>	321,302	289,515	<b>610,817</b>
4.	15-19	279,494	272,226	<b>551,720</b>	288,439	280,938	<b>569,377</b>	297,669	289,928	<b>587,597</b>
5.	20-24	236,666	253,773	<b>490,439</b>	244,241	261,894	<b>506,135</b>	252,056	270,274	<b>522,330</b>
6.	25-29	198,298	227,682	<b>425,980</b>	204,645	234,968	<b>439,613</b>	211,193	242,487	<b>453,680</b>
7.	30-34	150,292	173,283	<b>323,575</b>	155,102	178,830	<b>333,932</b>	160,065	184,552	<b>344,617</b>
8.	35-39	126,610	141,764	<b>268,374</b>	130,662	146,301	<b>276,963</b>	134,843	150,982	<b>285,825</b>
9.	40-44	123,794	114,058	<b>237,852</b>	127,754	117,708	<b>245,462</b>	131,842	121,475	<b>253,317</b>
10.	45-49	100,871	82,454	<b>183,325</b>	104,098	85,092	<b>189,190</b>	107,429	87,815	<b>195,244</b>
11.	50-54	89,516	71,522	<b>161,038</b>	92,379	73,811	<b>166,190</b>	95,336	76,173	<b>171,509</b>
12.	55-59	43,312	31,124	<b>74,436</b>	44,698	32,120	<b>76,818</b>	46,129	33,148	<b>79,277</b>
13.	60-64	50,999	41,352	<b>92,351</b>	52,632	42,676	<b>95,308</b>	54,316	44,041	<b>98,357</b>
14.	65-69	23,639	19,829	<b>43,468</b>	24,396	20,463	<b>44,859</b>	25,176	21,118	<b>46,294</b>
15.	70-74	24,888	18,006	<b>42,894</b>	25,684	18,582	<b>44,266</b>	26,506	19,177	<b>45,683</b>
16.	75-79	11,461	9,006	<b>20,467</b>	11,828	9,295	<b>21,123</b>	12,207	9,592	<b>21,799</b>
17.	80-84	12,547	10,096	<b>22,643</b>	12,949	10,419	<b>23,368</b>	13,363	10,752	<b>24,115</b>
18.	85+	12,329	8,308	<b>20,637</b>	12,725	8,574	<b>21,299</b>	13,132	8,848	<b>21,980</b>
	<b>TOTAL</b>	<b>2,436,537</b>	<b>2,352,208</b>	<b>4,788,745</b>	<b>2,514,508</b>	<b>2,427,480</b>	<b>4,941,988</b>	<b>2,594,496</b>	<b>2,505,158</b>	<b>5,100,135</b>

**Source:** National Population Commission (NPC) / Cross River State Bureau of Statistics (CRSBS)

**TABLE 1.5: WEATHER AND CLIMATE IN CALABAR, CROSS RIVER STATE BY MONTH, 2024  
WEATHER AND CLIMATE IN CALABAR, CROSS RIVER STATE BY MONTH, 2022.**

S/N	MONTH	AVERAGE AMOUNT OF RAINFALL (MM)	TOTAL NO OF RAIN DAYS	AVERAGE MAXIMUM TEMPERATURE (°C)	AVERAGE MINIMUM TEMPERATURE (°C)	AVERAGE SUNSHINE (HRS)	AVERAGE RELATIVE HUMIDITY (%)	AVERAGE VAPOUR PRESSURE (HPA)	AVERAGE SPEED OF WIND (KM)
1	JANUARY	8.9	1	36.4	23.2	6.9	54	26.2	38.46
2	FEBRUARY	0.0	0	36.0	22.8	6.5	55	25.9	40.62
3	MARCH	34.3	8	35.0	23.5	5.6	60	26.1	41.28
4	APRIL	186.9	17	33.1	23.6	5.4	71	27.2	60.11
5	MAY	236.9	20	31.6	23.4	4.7	78	28.0	57.31
6	JUNE	311.2	20	30.0	23.8	4.3	84	27.9	44.39
7	JULY	291.2	21	29.3	23.9	3.5	87	28.1	41.64
8	AUGUST	247.4	20	28.5	24.2	3.8	89	28.3	45.23
9	SEPTEMBER	326.6	23	27.9	24.0	3.4	89	28.5	44.19
10	OCTOBER	276.9	21	30.1	23.5	4.4	84	27.9	41.94
11	NOVEMBER	178.4	16	32.0	23.5	4.8	76	27.4	45.27
12	DECEMBER	3.6	1	34.1	23.4	5.3	68	27.2	45.82
	<b>TOTAL</b>		<b>168</b>						
	<b>AVERAGE</b>	<b>175.2</b>	<b>14</b>	<b>32.0</b>	<b>23.6</b>	<b>4.9</b>	<b>75</b>	<b>27.3</b>	<b>45.52</b>

Source: Nigerian Meteorological Agency (NIMET), Calabar

**TABLE 1.6: WEATHER AND CLIMATE IN MARINE, CROSS RIVER STATE BY MONTH, 2024**

S/N	MONTH	AVERAGE AMOUNT OF RAINFALL (MM)	TOTAL NO OF RAIN DAYS	AVERAGE MAXIMUM TEMPERATURE (°C)	AVERAGE MINIMUM TEMPERATURE (°C)	AVERAGE SUNSHINE (HRS)	AVERAGE RELATIVE HUMIDITY (%)	AVERAGE VAPOUR PRESSURE (HPA)	AVERAGE SPEED OF WIND (KM)
1	JANUARY	0.0	-	36.6	21.5	6.9	51	24.5	33.42
2	FEBRUARY	21.6	1	35.7	21.2	6.7	54	25.1	31.62
3	MARCH	100.4	12	35.0	22.4	6.5	66	25.6	28.66
4	APRIL	126.8	15	33.4	22.1	5.8	69	26.8	22.64
5	MAY	241.6	22	32.0	22.3	5.3	79	27.4	27.20
6	JUNE	488.7	22	29.6	23.5	3.4	89	28.0	22.86
7	JULY	161.4	24	29.8	23.0	4.0	86	27.5	21.62
8	AUGUST	138.7	21	28.5	23.8	3.3	86	26.9	28.62
9	SEPTEMBER	470.7	22	27.8	23.6	3.1	89	27.8	27.41
10	OCTOBER	252.7	19	28.0	23.4	3.0	85	27.6	28.01
11	NOVEMBER	157.6	8	30.8	22.9	3.6	82	27.0	30.62
12	DECEMBER	4.7	2	32.0	21.8	4.1	73	26.4	28.11
	<b>TOTAL</b>		<b>168</b>						
	<b>AVERAGE</b>	<b>180.4</b>	<b>14</b>	<b>31.6</b>	<b>22.6</b>	<b>4.6</b>	<b>76</b>	<b>26.7</b>	<b>27.57</b>

**TABLE 1.7: WEATHER AND CLIMATE IN IKOM, CROSS RIVER STATE BY MONTH, 2024**

S/N	MONTH	AVERAGE AMOUNT OF RAINFALL (MM)	TOTAL NO OF RAIN DAYS	AVERAGE MAXIMUM TEMPERATURE (°C)	AVERAGE MINIMUM TEMPERATURE (°C)	AVERAGE SUNSHINE (HRS)	AVERAGE RELATIVE HUMIDITY (%)	AVERAGE VAPOUR PRESSURE (HPA)	AVERAGE SPEED OF WIND (KM)
1	JANUARY	0.0	0	37.0	22.2	7.7	48	24.4	39.42
2	FEBRUARY	0.0	0	36.5	21.8	7.1	51	23.8	40.68
3	MARCH	23.4	4	35.0	22.3	6.5	58	25.3	41.72
4	APRIL	174.7	15	32.8	22.6	6.1	65	25.9	39.86
5	MAY	246.5	19	31.5	23.0	5.2	78	26.2	38.96
6	JUNE	284.6	20	30.8	23.8	5.2	83	26.7	32.42
7	JULY	291.4	20	30.0	23.5	4.7	86	26.9	27.82
8	AUGUST	311.4	22	29.7	23.9	4.5	88	27.4	30.68
9	SEPTEMBER	287.2	24	29.2	23.7	3.9	89	27.8	35.21
10	OCTOBER	188.3	17	30.2	23.2	4.2	88	27.2	36.92
11	NOVEMBER	106.6	10	33.9	22.8	5.0	78	26.4	39.68
12	DECEMBER	42	1	35.0	22.2	6.0	65	25.6	42.77
	<b>TOTAL</b>		<b>152</b>						
	<b>AVERAGE</b>	<b>163.0</b>	<b>13</b>	<b>32.6</b>	<b>22.9</b>	<b>5.5</b>	<b>73</b>	<b>26.1</b>	<b>37.18</b>

Source: Nigerian Meteorological Agency (NIMET), Calabar

**TABLE 1.8: WEATHER AND CLIMATE IN OGOJA, CROSS RIVER STATE BY MONTH, 2024**

S/N	MONTH	AVERAGE AMOUNT OF RAINFALL (MM)	TOTAL NO OF RAIN DAYS	AVERAGE MAXIMUM TEMPERATURE (°C)	AVERAGE MINIMUM TEMPERATURE (°C)	AVERAGE SUNSHINE (HRS)	AVERAGE RELATIVE HUMIDITY (%)	AVERAGE VAPOUR PRESSURE (HPA)	AVERAGE SPEED OF WIND (KM)
1	JANUARY	0.0	-	37.8	20.1	7.1	40	23.8	21.43
2	FEBRUARY	6.8	1	36.7	20.8	6.5	45	24.2	19.22
3	MARCH	69.8	9	35.7	20.3	6.2	58	24.6	22.28
4	APRIL	120.7	13	34.1	21.1	6.0	61	25.3	28.43
5	MAY	196.8	20	32.1	21.8	5.8	68	26.3	17.24
6	JUNE	421.7	22	30.3	22.4	4.9	79	26.9	24.62
7	JULY	148.3	22	29.9	22.7	4.4	77	26.4	27.24
8	AUGUST	120.7	18	29.2	23.2	4.4	79	26.1	18.24
9	SEPTEMBER	403.8	19	28.7	23.1	3.8	85	27.0	28.14
10	OCTOBER	201.8	18	28.8	23.3	4.0	83	26.8	22.67
11	NOVEMBER	136.4	8	32.0	22.8	4.2	78	27.0	25.46
12	DECEMBER	1.8	1	33.0	21.9	4.9	58	25.6	28.11
	<b>TOTAL</b>		<b>151</b>						
	<b>AVERAGE</b>	<b>152.4</b>	<b>13</b>	<b>32.4</b>	<b>22.0</b>	<b>5.2</b>	<b>68</b>	<b>25.8</b>	<b>23.59</b>

Source: Nigerian Meteorological Agency (NIMET), Calabar

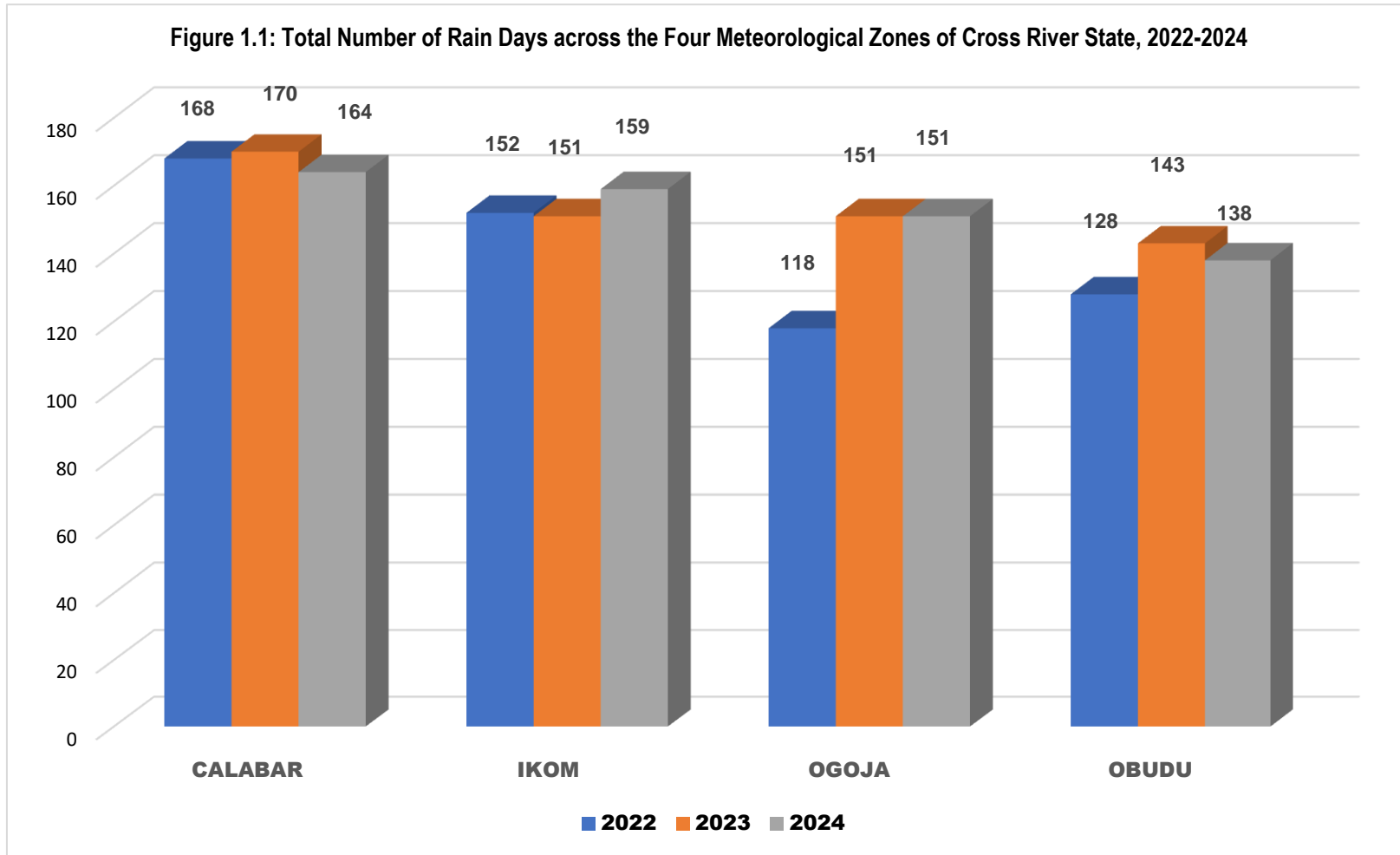
**TABLE 1.9: WEATHER AND CLIMATE IN OBUDU, CROSS RIVER STATE BY MONTH, 2024**

S/N	MONTH	AVERAGE AMOUNT OF RAINFALL (MM)	TOTAL NO OF RAIN DAYS	AVERAGE MAXIMUM TEMPERATURE (°C)	AVERAGE MINIMUM TEMPERATURE (°C)	AVERAGE SUNSHINE (HRS)	AVERAGE RELATIVE HUMIDITY (%)	AVERAGE VAPOUR PRESSURE (HPA)	AVERAGE SPEED OF WIND (KM)
1	JANUARY	0.0	-	33.6	19.8	5.2	38	23.4	28.84
2	FEBRUARY	1.7	1	34.8	20.7	5.0	42	23.9	27.51
3	MARCH	50.8	6	33.7	21.8	5.7	50	23.0	24.66
4	APRIL	110.5	11	32.8	22.3	5.2	58	22.8	20.24
5	MAY	187.4	18	30.5	22.6	5.0	66	23.6	19.42
6	JUNE	399.3	21	29.2	22.4	4.6	79	25.2	23.62
7	JULY	151.6	20	28.3	22.9	3.9	81	25.8	18.43
8	AUGUST	113.7	17	28.5	22.6	3.4	83	26.0	17.36
9	SEPTEMBER	398.4	19	28.0	23.0	3.0	89	26.4	21.62
10	OCTOBER	195.7	18	27.6	22.5	2.9	87	25.8	19.44
11	NOVEMBER	122.8	7	28.5	22.2	3.6	82	24.8	20.77
12	DECEMBER	TR	-	30.8	21.6	4.1	71	24.6	24.81
	<b>TOTAL</b>		<b>138</b>						
	<b>AVERAGE</b>	<b>144.3</b>	<b>12</b>	<b>30.5</b>	<b>22.0</b>	<b>4.3</b>	<b>69</b>	<b>24.6</b>	<b>22.23</b>

**Source:** Nigerian Meteorological Agency (NIMET), Calabar

Note: TR (Trace) means the data is insignificant in measurement.

**FIGURE 1.1: TOTAL NUMBER OF RAIN DAYS ACROSS THE FOUR METEOROLOGICAL ZONES OF CROSS RIVER STATE, 2022-2024.**



**SECTION 2  
GOVERNANCE**

**TABLE 2.1: THE THREE ARMS OF GOVERNMENT IN CROSS RIVER  
STATE AND THEIR LEADERS**

<b>ARMS OF GOVERNMENT</b>	<b>THE LEADER</b>	<b>NAME</b>
The Executive	His Excellency - The Governor	SEN. (Prince) Bassey Edet Otu
The Legislature	The Honorable Speaker	Rt. Hon. Elvert Ayambem
The Judiciary	The State Chief Judge	Hon. Justice Akon Ikpeme

Source: Cross River State Ministry of Information

**TABLE 2.2: LEADERS OF POLITICAL AND GOVERNANCE EVOLUTION  
IN CROSS RIVER STATE SINCE 1960 TO 2025**

<b>S/N</b>	<b>NAME</b>	<b>TITLE</b>	<b>PERIOD</b>
1.	Dr. Michael Okpara	Premier of Eastern Region	1960-1963
2.	HRH Ezeogo (Dr.) Akanu Ibiam	Governor, Eastern Region	1964-1966
3.	Brigadier Udoakaha Esuene	Military Governor, South Eastern State	1967-1976
4.	Colonel Paul Ofuoma Omu	Military Governor, Old Cross River State	1976-1978
5.	Navy Capt. Babs Elegbede	Military Governor Old Cross River State	1978-1979
6.	Dr, Clement Isong	First Civilian Governor Old Cross River State	1979-1983
7.	Chief Donald Etiebet	Second Civilian Governor Old Cross River State	1983
8.	Navy Capt. Edet Archibong	Military Administrator Old Cross River State	1984
9.	Brigadier Dan Patrick Archibong	Military Administrator Old Cross River State	1984-1986
10.	Navy Capt. Ibim Princewill	Military Administrator Old/New Cross River State	1986-1989
11.	Colonel Ernest Kizito Attah	Military Administrator	1989-1991
12.	Chief Clement Ebri	First Civilian Governor New Cross River State	1992-1993
13.	Group Capt. Ibrahim Kefas	Military Administrator	1993-1994
14.	Group Capt. Gregory Agboneni	Military Administrator	1994-1996
15.	Col. Umaru Farouk Ahmed	Military Administrator	1996-1998
16.	Navy Capt. Christopher Osondu	Military Administrator	1998-1999
17.	Mr. Donald Etim Duke	Civilian Governor	1999-2007
18.	Senator Liyel Imoke	Civilian Governor	2007-2015
19.	Senator Benedict Ayade	Civilian Governor	2015-2023
20.	Senator (Prince) Bassey Edet Otu	Civilian Governor	2023 till date

**Source:** Cross River State Ministry of Information

**TABLE 2.3: CROSS RIVER STATE NATIONAL ASSEMBLY SENATORS BY GENDER, SENATORIAL DISTRICTS, LOCAL GOVERNMENT AREAS OF ORIGIN, POLITICAL PARTY, DATE ELECTED AND EXPECTED DATE OF LEAVING**

S/N	SENATOR	GENDER	SENATORIAL DISTRICTS	COMPONENT LOCAL GOVERNMENT AREAS	POLITICAL PARTY	DATE ELECTED	EXPECTED DATE OF RETIREMENT
1.	Sen. Asuquo Ekpenyong	Male	Cross River South	AKAMKPA, AKPABUYO, BAKASSI, BIASE, CALABAR MUNICIPALITY, CALABAR SOUTH, ODUKPANI	APC	2023	2027
2.	Sen. Eteng Williams	Male	Cross River Central	ABI, BOKI, ETUNG, IKOM, OBUBRA, YAKURR	APC	2023	2025
3.	Sen. Jarigbe Agom	Male	Cross River North	BEKWARRA, OBANLIKU, OBUDU, OGOJA, YALA	PDP	2023	2027

**Source:** INEC, Calabar

**TABLE 2.4: CROSS RIVER STATE NATIONAL ASSEMBLY  
REPRESENTATIVES BY GENDER, POLITICAL PARTY AND  
CONSTITUENCY**

S/N	MEMBER	GENDER	POLITICAL PARTY	CONSTITUENCY	DATE ELECTED	EXPECTED DATE OF LEAVING
1.	Bassej Joseph	Male	APC	Calabar South/ Akpabuyo/ Bakassi	2023	2027
2.	Peter Akpanke	Male	PDP	Obanliku/Obudu/Be kwarra	2023	2027
3.	Victor Abang	Male	APC	Ikom/Boki	2023	2027
4.	Bassej Akiba	Male	LP	Calabar Municipal/Odukpani	2023	2027
5.	Etaba Irom	Male	APC	Obubra/Etung	2023	2027
6.	Godwin Odey	Male	PDP	Ogoja/Yala	2023	2027
7.	Emil Inyang	Male	APC	Akamkpa/Biase	2023	2027
8.	Alex Egbona	Male	APC	Abi/Yakurr	2023	2027

**Source: INEC, Calabar**

**TABLE 2.5: CROSS RIVER STATE HOUSE OF ASSEMBLY MEMBERS BY GENDER, PORTFOLIO AND CONSTITUENCY**

<b>MEMBER</b>	<b>GENDER</b>	<b>PORTFOLIO</b>	<b>CONSTITUENCY</b>
Rt. Hon. Elvert Ayambem Ekom	Male	Speaker	Ikom 11
Hon. Sylvester Agabi	Male	Deputy Speaker	Obudu
Rt. Hon. Francis Basse	Male	Leader	Odukpani
Rt. Hon. Davies Etta	Male	Deputy Leader	Abi
Rt. Hon. Hillary Ekpang Bisong	Male	Chief Whip	Boki 11
Hon. Ovat agbor	Male	Deputy Whip	Obubra 1
Hon.Samuel Neji Abang	Male	Minority Whip	Ikom 1
Hon. Omang Charles Omang	Male	Minority Whip	Bekwarra
Hon. Dr. Martins Achadu	Male	Deputy Minority Whip	Yala 11
Hon. Ntufam Okon Nyong Owuna	Male	Member	Akamkpa 1
Hon. Linus Etim	Male	Member	Akamkpa 11
Hon. Basseffion Basseffion	Male	Member	Akpabuyo
Hon. Eyo Basseffion	Male	Member	Bakassi
Hon. Engr. Francis Ogban	Male	Member	Biase
Hon. Bette Philip Obi	Male	Member	Boki 1
Hon. Stanley Nsemo	Male	Member	Calabar Municipality
Hon. Effiong Ekarika	Male	Member	Calabar South 1
Hon. Victor Ekpenyong Nsa	Male	Member	Calabar South 11
Hon. Kingsley Ntui Isong	Male	Member	Etung
Hon.Ashakia Pius	Male	Member	Obanliku
Hon. Egbe Abeng Egbe	Male	Member	Obubra11
Hon. Cyril James Omini	Male	Member	Yakurr 1
Hon. Dr. Mercy Akpama	Female	Member	Yakurr 11
Hon. Odey Brian	Male	Member	Yala 1
Hon. Thomas Aruku	Male	Member	Ogoja

Source: Cross River State House of Assembly

**TABLE 2.6: ELECTED COUNCILLORS IN CROSS RIVER STATE BY LOCAL GOVERNMENT AREA, GENDER, POLITICAL PARTY, WARD OF ORIGIN, DATE ELECTED AND EXPECTED DATE OF LEAVING**

<b>ABI</b>							
<b>S/N</b>	<b>NAME</b>	<b>SEX</b>	<b>POLITICAL PARTY</b>	<b>WARD OF ORIGIN</b>	<b>DATE ELECTED</b>	<b>EXPECTED DATE OF LEAVING</b>	<b>REMARKS</b>
1	Sylvester Enyiagwu M.	M	APC	Adadama	3-11-2024	2-11-2027	Councillor
2	Tete Godwin Christopher	M	APC	Afafanyi/Igonigoni	3-11-2024	2-11-2027	Councillor
3	Eko Michael Michael	M	APC	Ebom/Ebijakara	3-11-2024	2-11-2027	Councillor
4	Ewa Victor John	M	APC	Ediba	3-11-2024	2-11-2027	Councillor
5	Olivia Bassen Eval	M	APC	Ekureku I	3-11-2024	2-11-2027	Councillor
6	Richard Bright Eja	M	APC	Ekureku Ii	3-11-2024	2-11-2027	Councillor
7	Agbong George Nchewi	M	APC	Imabana I	3-11-2024	2-11-2027	Councillor
8	Isong Tebe Nyia	M	APC	Imabana Ii	3-11-2024	2-11-2027	Councillor
9	Fortune Paul	M	APC	Itigidi	3-11-2024	2-11-2027	Councillor
10	Bassey Seta Urom	M	APC	Usumutong	3-11-2024	2-11-2027	Councillor

**AKAMKPA**

<b>S/N</b>	<b>NAME</b>	<b>SEX</b>	<b>POL. PARTY</b>	<b>WARD OF ORIGIN</b>	<b>DATE ELECTED</b>	<b>TERMINAL DATE</b>	<b>REMARKS</b>
1	Edet Alexander Boniface	M	APC	AKAMKPA URBAN I	3-11-2024	2-11-2027	Councillor
2	Angelina Itambom	F	APC	AWI	3-11-2024	2-11-2027	Councillor
3	Nyong, Sylvester	M	APC	EKU	3-11-2024	2-11-2027	Councillor
4	Ruth Joseph Owor	F	APC	IKO	3-11-2024	2-11-2027	Councillor
5	Anom Thomas	M	APC	IKPAI	3-11-2024	2-11-2027	Councillor
6	Christopher Patrick Edet	M	APC	MBARAKOM	3-11-2024	2-11-2027	Councillor
7	Dominic Offiong	M	APC	OBAN	3-11-2024	2-11-2027	Councillor
8	Princess Magdalene Ekpe	F	APC	OJUK NORTH	3-11-2024	2-11-2027	Councillor
9	Ndifon Vincent	M	APC	OJUK SOUTH	3-11-2024	2-11-2027	Councillor
10	Ogar Dominic A.	M	APC	UYANGA	3-11-2024	2-11-2027	Councillor

**AKPABUYO**

<b>S/N</b>	<b>NAME</b>	<b>SEX</b>	<b>POL. PARTY</b>	<b>WARD OF ORIGIN</b>	<b>DATE ELECTED</b>	<b>TERMINAL DATE</b>	<b>REMARKS</b>
1	Patrick Eyo Etim	M	APC	Atimbo East	3-11-2024	2-11-2027	Councillor
2	Okon Bassey Ekong	M	APC	Atimbo West	3-11-2024	2-11-2027	Councillor
3	Etim Maurice B.	M	APC	Eneyo	3-11-2024	2-11-2027	Councillor
4	Bassey Ita Archibong	M	APC	Idundu/Anyanganse	3-11-2024	2-11-2027	Councillor
5	Margaret M. Erasmus	F	APC	Effanga Offiong	3-11-2024	2-11-2027	Councillor
6	Ita Okon Ekpo	M	APC	Eneyo North	3-11-2024	2-11-2027	Councillor
7	Bassey Effiom Edem	M	APC	Edet Nsa	3-11-2024	2-11-2027	Councillor
8	Innocent Okon Mbukpa	M	APC	Ikot Edem Odo	3-11-2024	2-11-2027	Councillor
9	Ekpo Ekpo Bassey	M	APC	Ikot Eyo Edem	3-11-2024	2-11-2027	Councillor
10	Tete Oyoyo Ubene	M	APC	Ikot Nakanda	3-11-2024	2-11-2027	Councillor

**BAKASSI**

<b>S/N</b>	<b>NAME</b>	<b>SEX</b>	<b>POL. PARTY</b>	<b>WARD OF ORIGIN</b>	<b>DATE ELECTED</b>	<b>TERMINAL DATE</b>	<b>REMARKS</b>
1	Nsa Nsa Effiom	M	APC	Abana	3-11-2024	2-11-2027	Councillor
2	Andem Joseph O.	M	APC	Akpankanya	3-11-2024	2-11-2027	Councillor
3	Okon Miriam Etim	F	APC	Akwa	3-11-2024	2-11-2027	Councillor
4	Ene Edet Ene	M	APC	Ambai Ekpa	3-11-2024	2-11-2027	Councillor
5	Edet Ita Nyoki	M	APC	Amoto	3-11-2024	2-11-2027	Councillor
6	Bassey Mkpeti	M	APC	Archibong	3-11-2024	2-11-2027	Councillor
7	Grace Bassey	F	APC	Atai Ema	3-11-2024	2-11-2027	Councillor
8	Kenneth Orok Edem	M	APC	Efut Inwang	3-11-2024	2-11-2027	Councillor
9	Nkoyo Effiong	F	APC	Ekpote Abia	3-11-2024	2-11-2027	Councillor
10	Bassey Esoho	M	APC	Odiog	3-11-2024	2-11-2027	Councillor

**BEKWARRA**

<b>S/N</b>	<b>NAME</b>	<b>SEX</b>	<b>POL. PARTY</b>	<b>WARD OF ORIGIN</b>	<b>DATE ELECTED</b>	<b>TERMINAL DATE</b>	<b>REMARKS</b>
1	Okaba Philip O.	M	APC	Abuochiche	3-11-2024	2-11-2027	Councillor
2	Ekpang Jonathan N.	M	APC	Afrike Okpeche	3-11-2024	2-11-2027	Councillor
3	Ogar Joseph E.	M	APC	Afrike II	3-11-2024	2-11-2027	Councillor
4	James Ogar	M	APC	Beten	3-11-2024	2-11-2027	Councillor
5	Ejugu Godwin O.	M	APC	Gakem	3-11-2024	2-11-2027	Councillor
6	Ekunke Theresa U.	F	APC	Ibiaragidi	3-11-2024	2-11-2027	Councillor
7	Ugan Angela A.	F	APC	Nyanya	3-11-2024	2-11-2027	Councillor
8	Acha Michael	M	APC	Otukpuru	3-11-2024	2-11-2027	Councillor
9	Inah Patrick Odey	M	APC	Ugboro	3-11-2024	2-11-2027	Councillor
10	Adie Thomas I.	M	APC	Ukpah	3-11-2024	2-11-2027	Councillor

**BIASE**

<b>S/N</b>	<b>NAME</b>	<b>SEX</b>	<b>POL. PARTY</b>	<b>WARD OF ORIGIN</b>	<b>DATE ELECTED</b>	<b>TERMINAL DATE</b>	<b>REMARKS</b>
1	Innocent Ibe Uduma	M	APC	Abayong	3-11-2024	2-11-2027	Councillor
2	Umet, Egwu Egbeh	M	APC	Adim	3-11-2024	2-11-2027	Councillor
3	Asambor Orok	M	APC	Agwagune/Okurike	3-11-2024	2-11-2027	Councillor
4	Edwin Ekpeyong	M	APC	Akpet/Abini	3-11-2024	2-11-2027	Councillor
5	Felix Etekpi	M	APC	Biakpan	3-11-2024	2-11-2027	Councillor
6	Uru Ivang Evang	M	APC	Ehom	3-11-2024	2-11-2027	Councillor
7	Emmanuel Ogban E.	M	APC	Erei North	3-11-2024	2-11-2027	Councillor
8	Peace Ukam Obin	F	APC	Erei South	3-11-2024	2-11-2027	Councillor
9	Enene Enene Ukpai	M	APC	Ikun/Etono	3-11-2024	2-11-2027	Councillor
10	Obojo Prince Ojoi	M	APC	Umo North	3-11-2024	2-11-2027	Councillor
11	Edem Omatey Godwin	M	APC	Umon South	3-11-2024	2-11-2027	Councillor

**BOKI**

<b>S/N</b>	<b>NAME</b>	<b>SEX</b>	<b>POL. PARTY</b>	<b>WARD OF ORIGIN</b>	<b>DATE ELECTED</b>	<b>TERMINAL DATE</b>	<b>REMARKS</b>
1	Bessong Cecilia Bebo	F	APC	Abo	3-11-2024	2-11-2027	Councillor
2	Arah David Tarry	M	APC	Alankwe	3-11-2024	2-11-2027	Councillor
3	Anwah Martina Ekah	F	APC	Beebo/Bumaji	3-11-2024	2-11-2027	Councillor
4	Odu Vatalis Dachan	M	APC	Boje	3-11-2024	2-11-2027	Councillor
5	Sunday Ewama T.	M	APC	Buda	3-11-2024	2-11-2027	Councillor
6	Obi Jonathan Ewo	M	APC	Buentsebe	3-11-2024	2-11-2027	Councillor
7	Ewah Moses Ewa	M	APC	Bunya/Okubuchi	3-11-2024	2-11-2027	Councillor
8	Obi Alphonsus Bisong	M	APC	Ekpashi	3-11-2024	2-11-2027	Councillor
9	Ogar Evelyln Banku	F	APC	Kakwagom/Bawop	3-11-2024	2-11-2027	Councillor
10	Tawo Zita	M	APC	Ogep/Osokom	3-11-2024	2-11-2027	Councillor
11	Sunday Nku Obi	M	APC	Oku/Borum/Njua	3-11-2024	2-11-2027	Councillor

**CALABAR MUNICIPALITY**

S/N	NAME	SEX	POL. PARTY	WARD OF ORIGIN	DATE ELECTED	TERMINAL DATE	REMARKS
1	Edim Nya Ekong	M	APC	One	3-11-2024	2-11-2027	Councillor
2	Bassey Antigha	M	APC	Two	3-11-2024	2-11-2027	Councillor
3	Essienawan Nya	F	APC	Three	3-11-2024	2-11-2027	Councillor
4	Patricia Imona	F	APC	Four	3-11-2024	2-11-2027	Councillor
5	Edet Augustine	M	APC	Five	3-11-2024	2-11-2027	Councillor
6	Emmanuel Akpanam	M	APC	Six	3-11-2024	2-11-2027	Councillor
7	Effiom Archibong	M	APC	Seven	3-11-2024	2-11-2027	Councillor
8	Emmanuel Enock Otu	M	APC	Eight	3-11-2024	2-11-2027	Councillor
9	Edem E. Effiong	M	APC	Nine	3-11-2024	2-11-2027	Councillor
10	Effiom Offiong E.	M	APC	Ten	3-11-2024	2-11-2027	Councillor

**CALABAR SOUTH**

S/N	NAME	SEX	POL. PARTY	WARD OF ORIGIN	DATE ELECTED	TERMINAL DATE	REMARKS
1	Hogan Maurice E.	M	APC	One	3-11-2024	2-11-2027	Councillor
2	Effiom Etim Effiom	M	APC	Two	3-11-2024	2-11-2027	Councillor
3	Effiom Asa Felix	F	APC	Three	3-11-2024	2-11-2027	Councillor
4	William William Cobham	M	APC	Four	3-11-2024	2-11-2027	Councillor
5	Nyong Efefiong	M	APC	Five	3-11-2024	2-11-2027	Councillor
6	Felix Okon Ekpo	M	APC	Six	3-11-2024	2-11-2027	Councillor
7	Emmanuel Eyo	M	APC	Seven	3-11-2024	2-11-2027	Councillor
8	Metile Effiong	M	APC	Eight	3-11-2024	2-11-2027	Councillor
9	Ekpenyong Nsa Umo	M	APC	Nine	3-11-2024	2-11-2027	Councillor
10	Nya Peter Ita	M	APC	Ten	3-11-2024	2-11-2027	Councillor
11	Okoho Nyong Yellow-Duke	M	APC	Eleven	3-11-2024	2-11-2027	Councillor
12	Moses Edem Eyo	M	APC	Twelve	3-11-2024	2-11-2027	Councillor

**ETUNG**

S/N	NAME	SEX	POL. PARTY	WARD OF ORIGIN	DATE ELECTED	TERMINAL DATE	REMARKS
1	Ojong Thankgod E.	M	APC	Abia	3-11-2024	2-11-2027	Councillor
2	Ojang, Kingsley Akwa	M	APC	Abijang	3-11-2024	2-11-2027	Councillor
3	Ayuk, Ntui Ayuk	M	APC	Agbokim	3-11-2024	2-11-2027	Councillor
4	Agbor, Kingsley Ekuri	M	APC	Ajassor	3-11-2024	2-11-2027	Councillor
5	Bitty, Tangban Ekuri	F	APC	Bendeghe Ekiem	3-11-2024	2-11-2027	Councillor
6	Richard Nkom O.	M	APC	Effraya	3-11-2024	2-11-2027	Councillor
7	Michael Orok Eta	M	APC	Etomi	3-11-2024	2-11-2027	Councillor
8	Odi Elizabeth Ngob	F	APC	Itaka	3-11-2024	2-11-2027	Councillor
9	Okpa, Godwin Okongor	M	APC	Mkpot/Ayuk Aba	3-11-2024	2-11-2027	Councillor
10	Ntui, Bright Awu	M	APC	Nsofang	3-11-2024	2-11-2027	Councillor

**IKOM**

S/N	NAME	SEX	POL. PARTY	WARD OF ORIGIN	DATE ELECTED	TERMINAL DATE	REMARKS
1	Akun Christopher U.	M	APC	Abanyom	3-11-2024	2-11-2027	Councillor
2	Egiga Agim Obaji	M	APC	Akparabong	3-11-2024	2-11-2027	Councillor
3	Njang Ndoma Njang	M	APC	Ikom Urban I	3-11-2024	2-11-2027	Councillor
4	Nnentui Kasetima A.	M	APC	Ikom Urban Ii	3-11-2024	2-11-2027	Councillor
5	Edeyeme Mkpak N.	M	APC	Nde	3-11-2024	2-11-2027	Councillor
6	Efate Cletus Moyo	M	APC	Nnam	3-11-2024	2-11-2027	Councillor
7	Assi Randy Egon	M	APC	Nta/Nselle	3-11-2024	2-11-2027	Councillor
8	Enya Ndifom Enya	M	APC	Ofutop I	3-11-2024	2-11-2027	Councillor
9	Osim Mark Peace	M	APC	Ofutop Ii	3-11-2024	2-11-2027	Councillor
10	Ndifon Linda Nemjom	F	APC	Olulumo	3-11-2024	2-11-2027	Councillor
11	Erim Lito Adogha	M	APC	Yala/Nkum	3-11-2024	2-11-2027	Councillor

**OBANLIKU**

S/N	NAME	SEX	POL. PARTY	WARD OF ORIGIN	DATE ELECTED	TERMINAL DATE	REMARKS
1	Ufadda Amin	M	APC	Basang	3-11-2024	2-11-2027	Councillor
2	Ebebe Sunday A.	M	APC	Bebi	3-11-2024	2-11-2027	Councillor
3	Elam Sunday	M	APC	Bechieve	3-11-2024	2-11-2027	Councillor
4	Abeshi Cletus U.	M	APC	Bendi I	3-11-2024	2-11-2027	Councillor
5	Undigiang Emmanuel	M	APC	Bendi Ii	3-11-2024	2-11-2027	Councillor
6	Ade John E.	M	APC	Bishiri North	3-11-2024	2-11-2027	Councillor
7	Ugbang Moses	M	APC	Bishiri South	3-11-2024	2-11-2027	Councillor
8	Adawhobe Justina	F	APC	Bisu	3-11-2024	2-11-2027	Councillor
9	Abange Juliana	F	APC	Busi	3-11-2024	2-11-2027	Councillor
10	Taku Sebastine	M	APC	Utanga	3-11-2024	2-11-2027	Councillor

**OBUBRA**

S/N	NAME	SEX	POL. PARTY	WARD OF ORIGIN	DATE ELECTED	TERMINAL DATE	REMARKS
1	Nkam Ovat Amon	M	APC	Ababene	3-11-2024	2-11-2027	Councillor
2	Watchout Coolest Sunday	M	APC	Apiapum	3-11-2024	2-11-2027	Councillor
3	Akamba Happiness E.	F	APC	Iyamoyong	3-11-2024	2-11-2027	Councillor
4	Okpandem Petrus H.	M	APC	Obubra Urban	3-11-2024	2-11-2027	Councillor
5	Iyamba Richard Odoh	M	APC	Ochon	3-11-2024	2-11-2027	Councillor
6	Ebughe Ebughe Agbor	M	APC	Ofat	3-11-2024	2-11-2027	Councillor
7	Oyom Grace Agbor	F	APC	Ofodua	3-11-2024	2-11-2027	Councillor
8	Inaku Raymond Akori	M	APC	Ofumbongha	3-11-2024	2-11-2027	Councillor
9	Obongh Christian Otoba	M	APC	Osopong I	3-11-2024	2-11-2027	Councillor
10	Akata Amuche Obeje	M	APC	Osopong Ii	3-11-2024	2-11-2027	Councillor
11	Ayo Agnes David	F	APC	Ovunum	3-11-2024	2-11-2027	Councillor

**OBUDU**

S/N	NAME	SEX	POL. PARTY	WARD OF ORIGIN	DATE ELECTED	TERMINAL DATE	REMARKS
1	Sunday Ogbe	M	APC	Alege/Ubang	3-11-2024	2-11-2027	Councillor
2	Isibi Lawrence	M	APC	Angiaba/Begiaka	3-11-2024	2-11-2027	Councillor
3	Udan Francis	M	APC	Begiading	3-11-2024	2-11-2027	Councillor
4	Undiukeye Eunice	F	APC	Ipong	3-11-2024	2-11-2027	Councillor
5	Akpanke David	M	APC	Obudu Urban I	3-11-2024	2-11-2027	Councillor
6	Ashipu Rose Andorshiye	F	APC	Obudu Urban Ii	3-11-2024	2-11-2027	Councillor
7	Nkpe Fatima Iware	F	APC	Ukpe	3-11-2024	2-11-2027	Councillor
8	Nchor Augustine Eneji	M	APC	Utugwang Central	3-11-2024	2-11-2027	Councillor
9	Eneji Sam Ashibi	M	APC	Utugwang North	3-11-2024	2-11-2027	Councillor
10	Olim Abua Michael	M	APC	Utugwang South	3-11-2024	2-11-2027	Councillor

**ODUKPANI**

S/N	NAME	SEX	POL. PARTY	WARD OF ORIGIN	DATE ELECTED	TERMINAL DATE	REMARKS
1	Emmanuel Otu Edet	M	APC	Adiabo/Efut	3-11-2024	2-11-2027	Councillor
2	Okon Edem Okon	M	APC	Akamkpa	3-11-2024	2-11-2027	Councillor
3	Ene Itam Eyo	M	APC	Creek Town I	3-11-2024	2-11-2027	Councillor
4	Bassey Duke	M	APC	Creek Town Ii	3-11-2024	2-11-2027	Councillor
5	Effiom Ekene Effiom	M	APC	Ekori/Anaku	3-11-2024	2-11-2027	Councillor
6	Ndem Godwin Ita	M	APC	Eniong	3-11-2024	2-11-2027	Councillor
7	Aruk Emmanuel Okon	M	APC	Eki	3-11-2024	2-11-2027	Councillor
8	Okon Effiong Adiana	M	APC	Obomitiat/Mbiabo/Edi	3-11-2024	2-11-2027	Councillor
9	Emmanuel Effiong Nsa	M	APC	Odot	3-11-2024	2-11-2027	Councillor
10	Ekeng Nsa Ewa	M	APC	Odukpani Central	3-11-2024	2-11-2027	Councillor
11	Bassey Bassey Effiong	M	APC	Oniman Kiong	3-11-2024	2-11-2027	Councillor
12	Asuquo Eniang Okon	M	APC	Ikoneto	3-11-2024	2-11-2027	Councillor
13	Okokon Ekpenyong	M	APC	Ito/Idere/Ukwa	3-11-2024	2-11-2027	Councillor

**OGOJA**

S/N	NAME	SEX	POL. PARTY	WARD OF ORIGIN	DATE ELECTED	TERMINAL DATE	REMARKS
1	Edi, Gabriel Cyril	M	APC	Ekajuk II	3-11-2024	2-11-2027	Councillor
2	Awan Felix E.	M	APC	Ekajuk I	3-11-2024	2-11-2027	Councillor
3	Achang Sunday	M	APC	Mbube East I	3-11-2024	2-11-2027	Councillor
4	Ogar, James O.	M	APC	Mbube East II	3-11-2024	2-11-2027	Councillor
5	Abuo James O.	M	APC	Mbube West I	3-11-2024	2-11-2027	Councillor
6	Atutu Michael	M	APC	Mbube West II	3-11-2024	2-11-2027	Councillor
7	Monkom Blessing I.	F	APC	Nkum Iborr	3-11-2024	2-11-2027	Councillor
8	Elizabeth Mbim	F	APC	Nkum Irede	3-11-2024	2-11-2027	Councillor
9	Modey Boniface U.	M	APC	Ogoja Urban I	3-11-2024	2-11-2027	Councillor
10	Mary Illah Otoro	F	APC	Ogoja Urban II	3-11-2024	2-11-2027	Councillor

**YAKURR**

S/N	NAME	SEX	POL. PARTY	WARD OF ORIGIN	DATE ELECTED	TERMINAL DATE	REMARKS
1	Edu Oyike Augustine	M	APC	Afrekpe/Ekpenti	3-11-2024	2-11-2027	Councillor
2	Okoi Ebiri Otu	M	APC	Ajere	3-11-2024	2-11-2027	Councillor
3	Sunday Mbang Usang	M	APC	Assiga	3-11-2024	2-11-2027	Councillor
4	Odidi Okoi Okoi	M	APC	Biko Biko	3-11-2024	2-11-2027	Councillor
5	Eteng Ofem Inyang	M	APC	Idomi	3-11-2024	2-11-2027	Councillor
6	Otu Ofem Obono	M	APC	Ijiman	3-11-2024	2-11-2027	Councillor
7	Eteng Basseyy Eteng	M	APC	Ijom	3-11-2024	2-11-2027	Councillor
8	Jessam Ubi Ibiang	M	APC	Ikpakapit	3-11-2024	2-11-2027	Councillor
9	Gapona Betty Achi	F	APC	Inyima	3-11-2024	2-11-2027	Councillor
10	Affiong Ikum Ebi	F	APC	Mkpani/Agoi	3-11-2024	2-11-2027	Councillor
11	James Eteng Oden	M	APC	Abankpai	3-11-2024	2-11-2027	Councillor
12	Monday Solomon Etta	M	APC	Nkpolo/Ukpanen	3-11-2024	2-11-2027	Councillor
13	Womi Kere Usang	M	APC	Ntan	3-11-2024	2-11-2027	Councillor

**YALA**

<b>S/N</b>	<b>NAME</b>	<b>SEX</b>	<b>POL. PARTY</b>	<b>WARD OF ORIGIN</b>	<b>DATE ELECTED</b>	<b>TERMINAL DATE</b>	<b>REMARKS</b>
1	Eje Mary A.	F	APC	Echumofana	3-11-2024	2-11-2027	Councillor
2	Ikpabi Monday N.	M	APC	Ijiraga	3-11-2024	2-11-2027	Councillor
3	Ugo Sylvester	M	APC	Igede	3-11-2024	2-11-2027	Councillor
4	Akpa Monday O.	M	APC	Gabu	3-11-2024	2-11-2027	Councillor
5	Udama Joy Ebi	F	APC	Njrigom/Mfuma	3-11-2024	2-11-2027	Councillor
6	Aleje Emmanuel O.	M	APC	Ooh	3-11-2024	2-11-2027	Councillor
7	Iyaji Gregory O.	M	APC	Okpoma	3-11-2024	2-11-2027	Councillor
8	Ogar Joseph O.	M	APC	Okuku	3-11-2024	2-11-2027	Councillor
9	Okon Simon O.	M	APC	Ugaga	3-11-2024	2-11-2027	Councillor
10	Ibiale David U.	M	APC	Wanihem	3-11-2024	2-11-2027	Councillor
11	Achadu Matha E.	F	APC	Wanikada	3-11-2024	2-11-2027	Councillor
12	Eegwa Joseph U.	M	APC	Wanakom	3-11-2024	2-11-2027	Councillor
13	Oboh Peter O.	M	APC	Yahe	3-11-2024	2-11-2027	Councillor
14	Mohie Christopher	M	APC	Yache	3-11-2024	2-11-2027	Councillor

**Source:** Cross River State Independent Electoral Commission

**TABLE 2.7: CROSS RIVER STATE EXECUTIVE COUNCIL MEMBERS BY GENDER AND THEIR PORTFOLIO.**

<b>NAME</b>	<b>GENDE R</b>	<b>PORTFOLIO</b>
Barr Ededem Charles Ani	Male	Attorney-General/Commission for Justice
Mr Mike I. Odere	Male	Commissioner for Finance
Dr Henry Egbe Ayuk	Male	Commissioner for Health
Chief (Dr) Francis Ekpenyong	Male	Commissioner for Lands
Senator Stephen A. Odey	Male	Commissioner for Education
Hon. Ntufam Emmanuel Anom	Male	Commissioner for Livestock and Aquaculture
Mr Johnson Andiambey Ebokpo	Male	Commissioner for Agriculture & Irrigation
Hon. Ankpo Pius Edet	Male	Commissioner for Works & Infrastructure
Hon Erasmus Ekpang Ekpang(Ph.D)	Male	Commissioner for Information
Hon. Edema Ayami Irom	Male	Commissioner for Women Affairs
Hon. Agnes A. Atsu	Female	Commissioner for Sport Development
Dr (Mrs.) Abigail Duke Okon	Female	Commissioner for Commerce
Barr. Basseyy Offion Mensah	Male	Commissioner for Water Resources
Dr Hippolatus Ogar Lukpata	Male	Commissioner for International Donor Coordination
Chief Victor Felix Okon Idem	Male	Commissioner for Local Government Affairs
Bishop (Dr) Margaret Minika Ene-Ita	Female	Commissioner for Social Welfare & Community Development
Hon. Lawerencia E. Ita	Female	Commissioner for Establishments, Training & Pensions
Pastor Ekpenyon Cobham	Male	Commissioner for Transportation
Dr Matthias Unimke Angioha	Male	Commissioner for Industry
Hon. Effiom Ekaha Otu	Male	Commissioner for Mineral Resources
Kingsley Namgbe Egumi	Male	Commissioner for Human Capital & Entrepreneurial Development

Capt. Eno Utum Inah (Rtd)	Male	Commissioner for Aviation
Barr Odum Ijom Ukam	Male	Commissioner for Youth Development
Mr Oden Ewa	Male	Commissioner for Special Duties & Inter Government Relations
Hon. Moses Osogi	Male	Commissioner for Environment
Dr Beatrice Igwe	Female	Commissioner for Housing
Hon. Ewa Robert A. (Late)	Male	Commissioner for Tourism, Arts & Culture
Hon. Patrick Egbede	Male	Commissioner for Wealth Creation & Employment
Dr Justin Beshel	Male	Commissioner for Science & Technology
Prince Eka Williams Abang	Male	Commissioner for Power & Renewal Energy
Dr Helen Agan Isamoh-Egodo	Female	Commissioner for Humanitarian Affairs
Prof. A. Owan Enoch	Male	Secretary to the Government of the State/ Secretary to Council
Obol (Dr) Innocent E. Eteng	Male	Head of Service
Mr Otu Otu Ita	Male	Special Adviser, Budget, Monitoring/Evaluation
Prof. Peter Oti	Male	Economic Adviser to the Governor
Dr Jacob Out Enyia	Male	Snr Special Adviser on Political Affairs
Maj-Gen. Okoi Obono (Rtd)	Male	State Security Adviser
Dr Bong Duke	Male	Vice Chairman State Planning Commission
Hon. Charles Uno Atu	Male	Director-General, Due Process/Price Intelligence Bureau
Hon. Emmanuel Ironbar	Male	Chief of Staff
Orok Bassej Okon	Male	Permanent Secretary/Deputy Secretary to Council

**Source:** Office of the Secretary to the Cross River State Government

**TABLE 2.8: PERMANENT SECRETARIES IN THE PUBLIC SERVICE**

LIST OF PERMANENT SECRETARIES IN CROSS RIVER STATE AS AT MAY, 2025					
S/N	Name	Gender	Rank	MDA	LGA
1	OFEGOBI BALIMWO OFEM	MALE	PERMANENT SECRETARY	ACCOUNTANT GENERAL	YAKURR
2	ODU JOHN OSOWOCHI	MALE	PERMANENT SECRETARY	ACCOUNTANT GENERAL	BOKI
3	OFFIONG OFFIONG ANI	FEMALE	PERMANENT SECRETARY	BROADCASTING CORPORATION CALABAR	CALABAR MUNICIPALITY
4	PETER ASHISHIE UKLALA	MALE	PERMANENT SECRETARY	BUDGET MONITORING AND EVALUATION	OBANLIKU
5	EMMANUEL IKADE I	MALE	PERMANENT SECRETARY	CIVIL SERVICE COMMISSION	YALA
6	BEPEH PAUL UGBE	MALE	PERMANENT SECRETARY	DEPT. OF PUBLIC TRANSPORTATION	OBUDU
7	AFFIAH EME ENOBONG	FEMALE	PERMANENT SECRETARY	MIN. OF TOURISM ARTS AND CULTURE	ODUKPANI
8	NYIAM PHILOMENA NYIRE	FEMALE	PERMANENT SECRETARY	FORESTRY COMMISSION	OGOJA
9	ETENG RITA ASHIBIBIYE	FEMALE	PERMANENT SECRETARY	INTERNAL REVENUE SERVICE	OBUDU
10	EGBAN EMMANUEL OKON	MALE	PERMANENT SECRETARY	LG SERVICE COMMISSION	ABI
11	ODU-OJI GLORY	FEMALE	PERMANENT SECRETARY	MINISTRY COMMERCE AND INDUSTRY	ETUNG
12	IKONGHA ODEY JOSEPH	MALE	PERMANENT SECRETARY	MINISTRY OF AGRICULTURE	IKOM
13	ANDY UGAN AKPOTU-ADASHI	MALE	PERMANENT SECRETARY	MINISTRY OF SCIENCE AND TECHNOLOGY	OGOJA
14	OYIJE FRANCIS ADEBE	MALE	PERMANENT SECRETARY	MINISTRY OF EDUCATION	YALA
15	BASSEY ONOYOM BASSEY	MALE	PERMANENT SECRETARY	MINISTRY OF EDUCATION	CALABAR MUNICIPALITY
16	OGON-ONAH ROSEMARY IDAGU	MALE	PERMANENT SECRETARY	MINISTRY OF ENVIRONMENT	YALA
17	EGERE IGNATIUS ELOM	MALE	PERMANENT SECRETARY	MINISTRY OF FINANCE	YALA
18	OFFIONG EYO EKPE	MALE	PERMANENT SECRETARY	MINISTRY OF INFORMATION & ORIENTATION	ODUKPANI
19	EGBE SAMUEL EGBALA	MALE	PERMANENT SECRETARY	MINISTRY OF INFORMATION & ORIENTATION	ABI
20	OKON OROK BASSEY	MALE	PERMANENT SECRETARY	MINISTRY OF JUSTICE	CALABAR SOUTH
21	AGBIJI FLORENCE NGEAGA	FEMALE	PERMANENT SECRETARY	MINISTRY OF JUSTICE	BOKI
22	ANTHONY OKON EFFIOM	MALE	PERMANENT SECRETARY	MINISTRY OF JUSTICE	CALABAR SOUTH
23	ODEY PAULINA EVEH	FEMALE	PERMANENT SECRETARY	MINISTRY OF LANDS AND URBAN DEVELOPMENT	BEKWARRA
24	GOLD OKPO ITA	FEMALE	PERMANENT SECRETARY	MINISTRY OF LANDS AND URBAN DEVELOPMENT	ODUKPANI
25	AJAH FRANCIS AJAH	MALE	PERMANENT SECRETARY	MINISTRY OF SOCIAL HOUSING	ABI
26	AQUA OKO BASSEY	MALE	PERMANENT SECRETARY	MINISTRY OF SPECIAL DUTIES & PROJECTS	AKAMKPA
27	DONATUS EMEKA EJEMOT-ESU	MALE	PERMANENT SECRETARY	MINISTRY OF TRANSPORT AND MARINE SERVICES	BIASE
28	ITA OKON	MALE	PERMANENT SECRETARY	MINISTRY OF WATER RESOURCES	ODUKPANI
29	MARY-THERESA AGEDE OGAR	FEMALE	PERMANENT SECRETARY	MINISTRY OF WOMEN AFFAIRS	OBUDU
30	AKEKE GODWIN ADIE	MALE	PERMANENT SECRETARY	MINISTRY OF WORKS	OBUDU
31	AKPANKE JACQUELINE BANKU	FEMALE	PERMANENT SECRETARY	MINISTRY OF YOUTH & SPORTS	BOKI
32	GABRIEL OGBAJI UKWADA	MALE	PERMANENT SECRETARY	MINISTRY OF YOUTH & SPORTS	BEKWARRA
33	AYI ETIM EFFIONG	MALE	PERMANENT SECRETARY	PRIMARY HEALTH CARE DEVT. AGENCY	ODUKPANI
34	ESUABANA EKPENYONG MICAH	MALE	PERMANENT SECRETARY	OFFICE OF HEAD OF SERVICE	ODUKPANI
35	DOMINIC ONAH OGBECHE	MALE	PERMANENT SECRETARY	OFFICE OF THE CHIEF OF STAFF (COS)	YALA
36	EDI PATRICK MOMNANG	MALE	PERMANENT SECRETARY	SSGS OFFICE	OGOJA
37	ASIKPO-EDET CAROLINE ENEMBE	FEMALE	PERMANENT SECRETARY	STATE PLANNING COMMISSION	AKPABUYO
38	OKON EKEI JOHN	MALE	PERMANENT SECRETARY	STATE PLANNING COMMISSION	AKPABUYO
39	AYANG OYIRA OKORN	MALE	PERMANENT SECRETARY	STATE PLANNING COMMISSION	OBUBRA
40	EYIBIO KINGSLEY NDEM	MALE	PERMANENT SECRETARY	STATE PLANNING COMMISSION	ODUKPANI
41	ODU GERTRUDE BUKIE	FEMALE	PERMANENT SECRETARY	STATE SECONDARY EDU. BOARD	BOKI
42	ETTA INYANG EYO	MALE	PERMANENT SECRETARY	SUBEB HEAD QUARTERS CALABAR	-
43	BISONG PETER SUNDAY	MALE	PERMANENT SECRETARY	MIN. OF ESTABLISHMENT AND PAYROLL	BOKI
44	BESSONG HELEN OYEM	FEMALE	PERMANENT SECRETARY	HEALTH INSURANCE AGENCY	BOKI
45	OFFOR JONAH BASSEY	MALE	PERMANENT SECRETARY	PUBLIC HEALTH DEPT	YAKURR
46	ENAKIREHI LUCY BASSEY	FEMALE	PERMANENT SECRETARY	PUBLIC HEALTH DEPT	ABI
47	OGBOAKA THOMAS OKWENDA	MALE	PERMANENT SECRETARY	MINISTRY OF HUMANITARIAN AFFAIRS	OBUDU
48	CHRISTOPHER ANAKE	MALE	PERMANENT SECRETARY	MIN. OF INTERNATIONAL DONOR COORDINATION	OBANLIKU

Source: Office of the Head of Service.

**TABLE 2.9: JUDGES IN CROSS RIVER STATE JUDICIARY BY GENDER AND THEIR COURTS**

<b>S/N</b>	<b>NAME</b>	<b>GENDER</b>	<b>COURT ADDRESS</b>
1	Hon. Justice Akon B. Ikpeme	Female	The Hon. Chief Judge High Court NO.1 Cross River State.
2	Hon. Justice Sampson Mbeh Anjor	Male	President Customary Court of Appeal
3	Hon. Justice Bassey T. Ebuta	Male	Administrative Judge High Court No.2, Calabar Judicial Division
4	Hon. Justice Francisca Nnang Isoni	Female	High Court No.3, Calabar Judicial Division
5	Hon. Justice Adie A. Onyebueke	Female	High Court of Justice, Akpabuyo Judicial Division
6	Hon. Justice E.O. Abua	Male	High Court No. 4, Calabar Judicial Division
7	Hon. Justice Ofem I. Ofem	Male	High Court of Justice, Akamkpa Judicial Division
8	Hon. Justice Edem I.Kooffreh	Male	High Court of Justice No. 5, Calabar Judicial Division
9	Hon. Justice Ashu Ewah	Male	High Court of Justice, Ikom 1, Ikom Judicial Division
10	Hon. Justice Ukpai A. Ibitham	Male	High Court No.6, Calabar Judicial Division
11	Hon. Justice Eno Ebri	Male	High Court of Justice, Ikom II, Ikom Judicial Division
12	Hon. Justice A. E. Ayade	Male	High Court No. 7, Calabar Judicial Division
13	Hon. Justice Imelda B. Etape	Female	High Court No. 8, Calabar Judicial Division
14	Hon. Justice Emmanuel A. Ubuja	Male	High Court of Justice, Obubra Judicial Division
15	Hon. Justice Obo A. Obo	Male	High Court of Justice, Obudu Judicial Division
16	Hon. Justice (Prof) V. A. Offiong	Male	High Court No. 9, Calabar Judicial Division
17	Hon. Justice Angela M. Obi	Female	High Court No. 10, Calabar Judicial Division
18	Hon. Justice Daniel O. Kulo	Male	High Court of Justice, Ogoja Judicial Division
19	Hon. Justice Rita Marshall	Female	High Court No. 11, (Moore Road) Calabar Judicial Division

20	Hon. Justice Emmanuel E. Odibu	Male	High Court of Justice, Ugep Judicial Division
21	Hon. Justice Blessing Egwu Obin	Female	High Court No. 12, Calabar of Appeal, Calabar
22	Hon. Justice Obo Agbor Anthony	Male	Customary Court of Appeal, Calabar
23	Hon. Justice Ititim Felix Igbobi	Male	Customary Court of Appeal, Calabar
24	Hon. Justice Eunice Oshim Dada	Female	Customary Court of Appeal, Calabar
25	Hon. Justice Ankor Jeremiah Arong	Male	Customary Court of Appeal, Calabar
26	Hon. Justice Edem Nyong Okokon	Male	High Court of Justice, Batricko, Boki L. G.A.
27	Hon. Jacob Eneji Amajama, ESQ.	Male	High Court of Justice, Ekori, Yakurr L.G.A
28	Hon Justice Ama Edet Ekpo	Female	High Court No. 13, Calabar Judicial Division
29	Hon. Justice Theresa Ansa Agom	Female	High Court No. 14, Calabar Judicial Division
30	Hon. Justice Jalarth Ogar Agim	Male	High Court No. 15, Calabar Judicial Division

**Source:** Ministry of Justice, Cross River State

**TABLE 2.10: LIST OF GENERALS IN THE PUBLIC SERVICE OF CROSS RIVER STATE AS AT MAY, 2025**

S/N	NAME	RANK	GENDER	OFFICE
1.	Ogar, Josephat Odo	Statistician -General	Male	State Bureau of Statistics
2.	Anne Esssessien	Auditor – General (State)	Female	Office of the Auditor – General (State)
3.	Eni Oden Ofem	Auditor – General (Local Government)	Male	Office of the Auditor – General (Local Government)
4.	Dr.(Mrs.) Glory Tony Effiong	Accountant - General	Female	Office of the Accountant - General
5.	Barr. Anthony Effiom	Solicitor - General	Male	Ministry of Justice
6.	Surv. Patrick Bassey	Surveyor - General	Male	Office of the Surveyor-General

**Source:** Office of the Head of Service

**TABLE 2.11: ELECTED LOCAL GOVERNMENT CHAIRMEN AND VICE CHAIRMEN IN CROSS RIVER STATE BY GENDER, POLITICAL PARTY, WARD OF ORIGIN, DATE ELECTED, TERMINAL DATE, LGA AND PORTFOLIO.**

S/N	NAME	SEX	POL. PARTY	WARD OF ORIGIN	DATE ELECTED	TERMINAL DATE	LGA	REMARK
1	Egbala Bassey	M	APC	Imabana Ward I	3-11-2024	2-11-2027	ABI	Chairman
	Ukata Joseph E.	M	APC	Afafanyi/Igonigoni	3-11-2024	2-11-2027	ABI	Vice Chairman
2	Akposi, Ffelix A.	M	APC	Uyanga	3-11-2024	2-11-2027	AKAMKPA	Chairman
	Katame Emilia	F	APC	Ikpai Ward	3-11-2024	2-11-2027	AKAMKPA	Vice Chairman
3	Effiom B. Effiong	M	APC	Idundu	3-11-2024	2-11-2027	AKPABUYO	Chairman
	Effiom Christopher	M	APC	Ikot Nakanda	3-11-2024	2-11-2027	AKPABUYO	Vice Chairman
4	Okon Effiong E.	M	APC	Akwa	3-11-2024	2-11-2027	BAKASSI	Chairman
	Eso Christiana A.	F	APC	Ambai Ekpa	3-11-2024	2-11-2027	BAKASSI	Vice Chairman
5	Ushie Theresa A.	F	APC	Beten	3-11-2024	2-11-2027	BEKWARRA	Chairman
	Ugbong Odama	M	APC	Ibiaragidi Ward	3-11-2024	2-11-2027	BEKWARRA	Vice Chairman
6	Edodi Eyong E.	M	APC	Akpet/Abini	3-11-2024	2-11-2027	BIASE	Chairman
	Ngwu Ekuma Ivi	F	APC	Erei South	3-11-2024	2-11-2027	BIASE	Vice Chairman
7	Nyam Beatrice E.	F	APC	Boje	3-11-2024	2-11-2027	BOKI	Chairman
	Akpan Lawrence Obi	M	APC	Ogep	3-11-2024	2-11-2027	BOKI	Vice Chairman
8	Anam James O.	M	APC	Two	3-11-2024	2-11-2027	CAL. MUNICIPAL	Chairman
	Nyong Okon	M	APC	Seven	3-11-2024	2-11-2027	CAL. MUNICIPAL	Vice Chairman
9	Patrick Archibong	M	APC	-	3-11-2024	2-11-2027	CALABAR SOUTH	Chairman
	Martin Atim	M	APC	Ten	3-11-2024	2-11-2027	CALABAR SOUTH	Vice Chairman
10	Henry Njar A.	M	APC	Mkpat/Ayuraba	3-11-2024	2-11-2027	ETUNG	Chairman
	Amba Innocent A.	M	APC	Agbokim Obi	3-11-2024	2-11-2027	ETUNG	Vice Chairman
11	MERCY NSOR	F	APC	Olulumo	3-11-2024	2-11-2027	IKOM	Chairman
	NDOME MAURICE	M	APC	Abanyom	3-11-2024	2-11-2027	IKOM	Vice Chairman
12	Ayang Sunday E.	M	APC	Bishiri South	3-11-2024	2-11-2027	OBANLIKU	Chairman
	Awowoh Glory	F	APC	Busi	3-11-2024	2-11-2027	OBANLIKU	Vice Chairman
13	Kingsley Ibon A.	M	APC	Apiapum,	3-11-2024	2-11-2027	OBUBRA	Chairman
	Ehie Leonard O.	M	APC	Osopong Ii	3-11-2024	2-11-2027	OBUBRA	Vice Chairman
14	Undiandeye Peter A.	M	APC	Angiaba/Begiaka	3-11-2024	2-11-2027	OBUDU	Chairman

	Ashong Rhoda Irung	F	APC	Alege/Ubang	3-11-2024	2-11-2027	OBUDU	Vice Chairman
15	Ukpong Etim Asido	M	APC	Adiabo/Efut	3-11-2024	2-11-2027	ODUKPANI	Chairman
	Godwin Patricia Iya	F	APC	Odot	3-11-2024	2-11-2027	ODUKPANI	Vice Chairman
16	Agbeh Christopher	M	APC	Mbube East	3-11-2024	2-11-2027	OGOJA	Chairman
	Yakubu Emmanuel	M	APC	Urban Ii	3-11-2024	2-11-2027	OGOJA	Vice Chairman
17	Inyang Yibala I.	M	APC	Ajere Ward	3-11-2024	2-11-2027	YAKURR	Chairman
	Obeten Godsfield	M	APC	Nkpolo-Ukpanen	3-11-2024	2-11-2027	YAKURR	Vice Chairman
18	Okem Federick	M	APC	Wanihem	3-11-2024	2-11-2027	YALA	Chairman
	Odama Godwin O.	M	APC	Gabu	3-11-2024	2-11-2027	YALA	Vice Chairman

**Source:** Cross River State Independent Electoral Commission

**TABLE 2.12: TRADITIONAL RULERS IN CROSS RIVER STATE BY GENDER AND TITLE**

<b>NAMES OF TRADITIONAL RULERS</b>	<b>GENDER</b>	<b>TITLE</b>
His Eminence, Edidem Ekpo Okon Abasi Otu V	Male	Obong Of Calabar
HRM Ndidem Ekong Eta	Male	Paramount Ruler Of The Qua
HRM Muri Itam Hogan	Male	Paramount Ruler Of Efut
HRM. Ovai Eld. Solomon O. Edward	Male	Paramount Ruler Of Abi
HRM Effiong Ewa Ebani	Male	Paramount Ruler Of Akamkpa
HRM Etinyin Francis Effiom Edet	Male	Paramount Ruler Of Akpabuyo
HRM Etinyin Edet Okon	Male	Paramount Ruler Of Bakassi
HRM Odey Linus Ogbeche	Male	Paramount Ruler Of Bekwarra
HRM Onun Apostle Nicholas Ndom	Male	Paramount Ruler Of Biase
HRM Ntol Out Fredaline Akando	Male	Paramount Ruler Of Boki
HRM Ebet	Male	Paramount Ruler Of Calabar Municipality
HRM Etubom Nyong Okon	Male	Paramount Ruler Of Calabar South
HRM Anthoy Ntui Ettah	Male	Paramount Ruler Of Etung
HRM Minen Takon A.	Male	Paramount Ruler Of Ikom
HRM (Amb.) Uchua Amon N. Item	Male	Paramount Ruler Of Obanliku
HRM Utsu Felix B. Okudare	Male	Paramount Ruler Of Obudu
HRM Etinyin Out A. Out Mesembe Vi Jp	Male	Paramount Ruler Of Odukpani
HRM Abua Mathias Odey	Male	Paramount Ruler Of Ogoja
HRM Ovat Clement Ewona	Male	Paramount Ruler Of Obubra
HRM Obol Ofem Ibiang	Male	Paramount Ruler Of Yakurr
HRM	Male	Paramount Ruler Of Yala

**Source:** Cross River State Traditional Rulers Council

### SECTION 3: MANPOWER

**TABLE 3 .1: MINISTRIES, EXTRA-DEPARTMENTAL MINISTRIES, COMMISSIONS, BOARDS, AGENCIES AND TERTIARY INSTITUTIONS IN CROSS RIVER STATE**

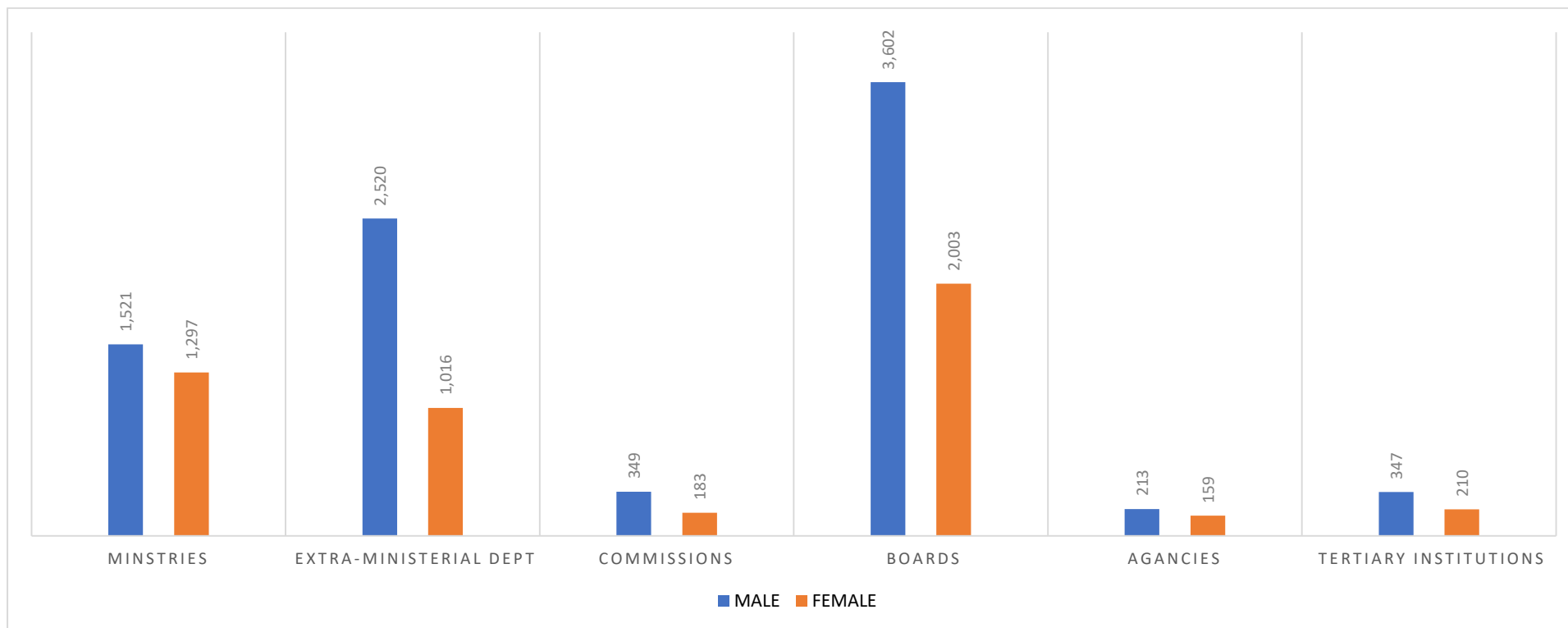
Ministries	Extra-Ministerial Departments	Commissions	Boards	Agencies	Institutions
Ministry Of Agriculture	Office Of The Accountant General	Civil Service Commission	CRS. Water Board Limited	Agency For Adult And Non-Formal Education (AANE)	College Of Education, Akamkpa College Of Health Technology
Ministry Of Aviation	Office Of The Auditor General LG	CRS Carnival Commission	CRS. Local Government Pensions Board	Broadcasting Corporation Calabar	
Ministry Of Commerce & Industry	Office Of The Auditor General	CRS Sport Commission	Library Board	Broadcasting Corporation Ikom	
Ministry Of Communication & Technology	State Budget Department	Judicial Service Commission	CRS. Scholarship Board	CRS Geographic Information Agency	
Ministry Of Education	Bureau Of Public Private Partnership (BPPP)	Law Reform Commission	CRS. Secondary Education Board	CRS Waste Management Agency	
Ministry Of Environment	Chieftaincy Affairs	Local Govt. Service Commission	CRS. Technical Education Board	Calabar Urban Development Agency (CUDA)	
Ministry Of Establishment & Payroll	CRS Agric Development Program (CRADP)	State Border Communities Dev. Commission	CRS. Subeb Headquarters Calabar	Health Insurance Agency	
Ministry Of Finance	Culture And Tourism Development	State Independent Electoral Commission		Ikom Urban Development Authority	
Ministry Of Forestry, Climate & Conservation	Debt Management Office	State Planning Commission		Micro-Finance & Enterprise Devt. Agency	
Ministry Of Gas Development	Department Of Cocoa Development			Newspaper Corporation	
Ministry Of Grant	Dept. Estb. And Management Services				
Ministry Of Health					
Ministry Of Humanity & Social Welfare					

Ministry Of ICT	Dept. Of Investment Promotion			Ogoja Urban Development Authority	
Ministry Of Information & Orientation	Dept. Of Mortgages And Estates			Primary Health Care Dev. Agency	
Ministry Of Infrastructure	Dept. Of Orientation And Public Affairs			Road Maintenance Agency RUWATSSA	
Ministry Of International Devt. & Cooperation	Dept. Of Project Monitoring & Evaluation Gov's Off.			State Bureau Of Statistics	
Ministry Of Justice	Dept. Of Public Transportation			State Agency For Control Of HIV/Aids	
Ministry Of Lands & Urban Development	Department Of Religious Matters			State Electricity Agency	
Ministry Of Local Government Affairs	Department Of Tourism Development			State Emergency Mgt. Agency	
Ministry Of New City Development	Dept. Of Labour And Productivity			State Rural Development Agency	
Ministry Of Petroleum Resources	Due Process			State Signage & Advertisement Agency	
Ministry Of Power	Department Fire Service			Tourism Bureau	
Ministry Of Rural Transformation, Estb. & Training	Foreign Affairs			Ugep Urban Development Authority	
Ministry Of Social Welfare	House Of Assembly				
Ministry Of Social Housing	Internal Revenue Service				
Ministry Of Solid Mineral Development	Judiciary				
Ministry Of	Liaison Office Abuja				
Ministry Of	Liaison Office				

Special Duties & Projects	Lagos				
Ministry Of Sports & Cinematography	Management Development Institute (MDI)				
Ministry Of Sustainable Devt. Goals (SDGS)	Office Of The Chief Of Staff (COS)				
Ministry Of Sustainable Devt. & Social Welfare	Office Of Chief Of Staff - Political				
Ministry Of Training & Doctrine	Office Of Deputy Governor				
Ministry Of Transport & Marine Services	Office Of The Head Of Service				
Ministry Of Urban Renewal	Office Of The Economic Adviser				
Ministry Of Water Resources	Office Of The Surveyor General				
Ministry Of Women Affairs	Political And Legislative Affairs Department				
Ministry Of Works	Public Health Department				
Ministry Of Youth & Skill Acquisition	Special Duties				
Ministry Of Youth & Sports	SSG'S Office				

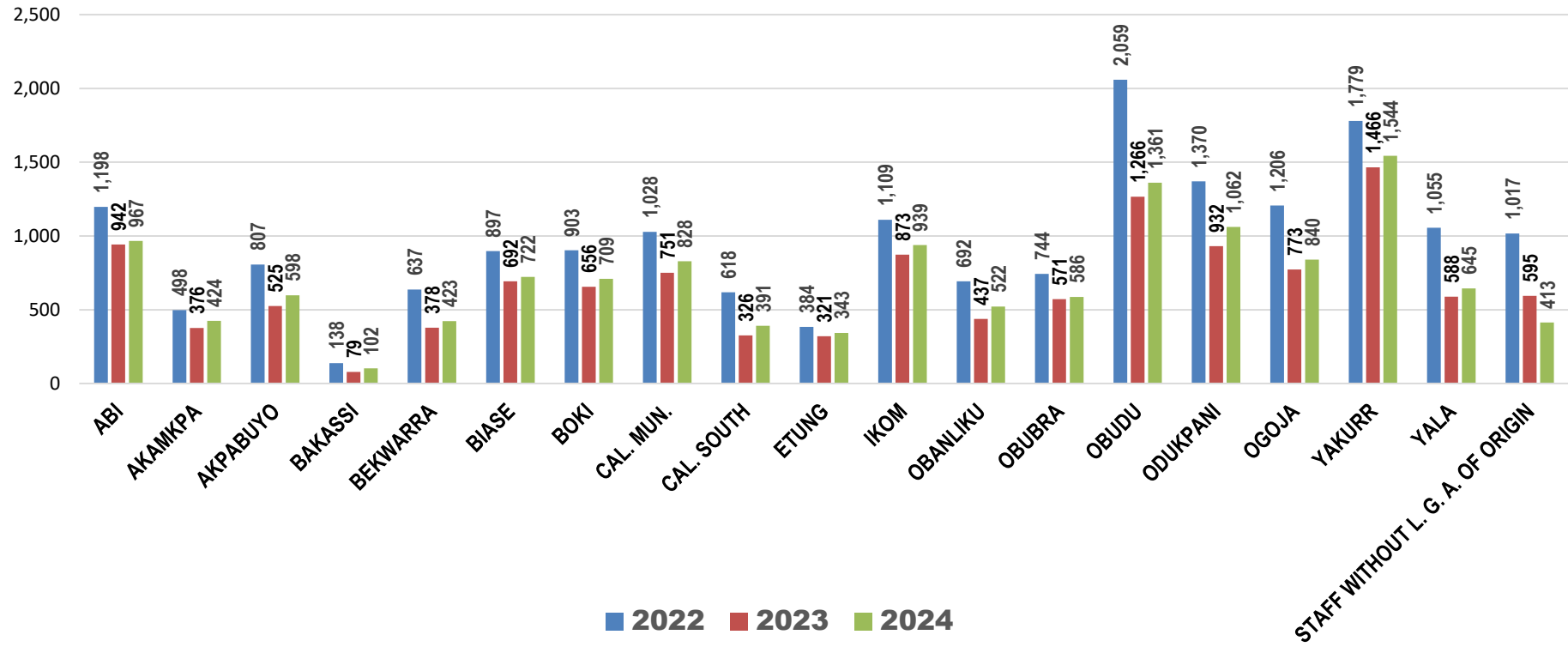
**Source:** Data Analysis Unit, Cross River State Office of The Head Of Service, Calabar

**FIGURE 3.1: SUMMARY OF STAFF IN CROSS RIVER STATE CIVIL AND PUBLIC SERVICE BY SEX AND MDAS, 2024**



**Source:** Human Resource Department, CRS Head of Service

Figure 3.2: Staff Strength in CRS Public/Civil Service by LGA of Origin, 2022-2024



## SECTION 4: COMMERCE

**TABLE 4.1 BANKS OPERATING IN CROSS RIVER STATE AND THEIR BRANCHES**

S/N	LGA	BANK	BRANCH
1	ABI	Nil	Nil
2	AKAMKPA		
3	AKPABUYO	Unical Micro Finance Bank	
		First Bank	Ikot Nnakada
		Eco Bank	
		Union Bank	
4	BAKASSI	Ekondo Micro Finance Bank	Ikang
5	BEKWARRA	Unical Micro Finance Bank	Abuochiche, Bekwarra
6	BIASE	CRUTECH Micro Finance Bank	Inside Biase L.G.A Secretariat In Ibogo, Akpet Central
7	BOKI		
8	CALABAR MUNICIPALITY		
9	CALABAR SOUTH	First Bank	Maine Avenue, Calabar
			Calabar Road, Calabar
			Mbukpa, Calabar
		Uba	Calabar Road, Calabar
		Union Bank	Calabar Road, Calabar
		Access Bank	Mary Slessor Road, Calabar
			Maine Avenue, Calabar
		Zenith Bank	Chambly Road, Calabar
		Ekondo Bank	Chambly Road, Calabar
			Ekpo Abasi, Calabar
Crutech Micro-Finance Bank	Ekpo Abasi Street, Calabar		
First Royal Micro Finance Bank	Eegely By Chalmas Street, Calabar		
10	ETUNG		
11	IKOM		
12	OBANLIKU		
13	OBUBRA	First Bank	Mile 1, Ogada Ii Obubra
		Unical Micro-Finance Bank	Ofodua, Obubra
		Ekondo Micro-Finance Bank	Mile 1, Ogada Ii Obubra
14	OBUDU	First Bank Of Nigeria	No 22, Calabar Road, Obudu
		Eco Bank	Government Station/Ranch Road, Obudu
		Lapo Micro Finance Bank	Obudu
		F.C.E Obudu Micro Finance Bank	Obudu
15	ODUKPANI	Ekondo Micro Finance Bank	Local Government Council Secretariat, Odukpani Headquarters
16	OGOJA	Access Bank Plc	22 Hospital Road Igoli, Ogoja
		First Bank Of Nigeria	General Hospital Road, Igoli Ogoja
		Ecobank	19 Mission Hospital Road, Ogoja
		Union Bank	25 Mission Road, Ogoja
		Zenith Bank Plc	20 Mla Hospital Road, Ogoja
17	YAKURR	First Bank Of Nigeria	N0 6 Ikom – Calabar Highway, Ntankpo Ugep
18	YALA		

Source: Cross River State Bureau of Statistics

**TABLE 4.2: FAST FOOD, RESTAURANT & BAR ESTABLISHMENTS IN CROSS RIVER STATE**

S/ N	Establishment Name	Address
1	Chicken Republic	85, Ndidem Usang Iso Road Calabar
2	Naks Food	106, Ndidem Usang Iso Road, Calabar
3	Crunchies Fried Chicken	39, Ndidem Usang Iso Road Calabar
4	Happy Food Chinese Restaurant	127 Ndidem Usang Iso Road, Calabar
5	Event 45	6 Doughlass Avenue Calabar
6	Crunchies Plus	10, Mary Slessor Avenue, Calabar
7	Crunchies	Goldie By Mount Zion
8	De Choice Mary Slessor	Mary Slessor Calabar
9	Mustard Seed Restaurant	12, Grace Edet Crescent, Calabar
10	Apples Fried Chicken	Ndidem Usang Iso Road Calabar
11	Eme Inn	12, Bassey Edim Ediba Road
12	E3 Restaurant	12, Calabar Road
13	Deluxe Grill 7 Bar	5b Nsefik Close Eyo Layout
14	Beelag Restaurant & Bar	Chief Obot Street, Calabar
15	Big Munch Bar	5 Ediba Road, Calabar
16	Jasper Table And Sauce	Marian Road Calabar
17	Regyjoy Restaurant	32 Etagbor By Orok Orok Round About
18	Chinese Restaurant	Plot 254 Effanga Mkpa Street, Calabar
19	Sunshade Restaurant	88 Atekong Drive Calabar
20	H20 Bar	129 Mary Slessor Calabar
21	Crispy Chicken	Effio-Ette Junt., 103 Ndidem Usang Iso Rd., Cal
22	Crispy Chicken	Wapi Junction, M/M Highway, Calabar
23	Crispy Chicken	Ibb Way, Calabar
24	Crispy Chicken	45 Calabar Road, Calabar
25	Crispy Chicken	Ndidem Usang Iso Road Calabar
26	Crispy Chicken	Atekong Junction
27	Southern Fried Chicken	112 Ndidem Usang Iso Rd., Calabar
28	Amber Karaoke Lounge	113 Ndidem Usang Iso Rd., Calabar
29	Native Delicacy	99 M/M Highway, Calabar
30	Alyce Ice Confectionary	43 Ndidem Usang Iso Road, Calabar
31	Eat-N-Go (Cold Stones)	72 Ndidem Usang Iso Road, Calabar
32	Bays Bar	1 Felix Nsemo Close, Diamond Hill, Calabar

Source: Cross River State Bureau of Statistics

**TABLE 4.3: DISTRIBUTION OF MARKETS BY LOCAL GOVERNMENT AREA**

<b>S/N</b>	<b>LOCAL GOVERNMENT AREA</b>	<b>MARKET</b>	<b>MOTOR PARK</b>
1.	ABI	12	1
2.	AKAMKPA	8	3
3.	AKPABUYO	10	2
4.	BAKASSI	5	1
5.	BEKWARRA	7	6
6.	BIASE	11	3
7.	BOKI	11	11
8.	CALABAR MUNICIPALITY	7	21
9.	CALABAR SOUTH	18	5
10.	ETUNG	7	3
11.	IKOM	7	12
12.	OBANLIKU	10	4
13.	OBUBRA	17	20
14.	OBUDU	6	5
15.	ODUKPANI	10	2
16.	OGOJA	13	14
17.	YAKURR	12	6
18.	YALA	8	8
	<b>TOTAL</b>	<b>169</b>	<b>127</b>

Source: Cross River State Bureau of Statistics

**TABLE 4.4: DISTRIBUTION OF MOTOR PARKS BY LOCAL GOVERNMENT AREA**

S/N	LGA	MOTOR PARK	ADDRESS
1	ABI		
2	AKAMKPA		
3	AKPABUYO	Akai Efa Motor Park	
		Ikot Nnakanda Motor Park	Ikot Nakanda
4	BAKASSI		
5	BEKWARRA	The Young Shall Grow Motor Park	
		Obuochiche Motor Park	
6	BIASE		
7	BOKI		
8	CALABAR MUNICIPALITY		
9	CALABAR SOUTH	Etim-Edem Park	Calabar
		Cross Line Park	
10	ETUNG		
11	IKOM		
12	OBANLIKU		
13	OBUBRA	Apiapum Market Park	
		Mile 1 Market Park	
14	OBUDU	Obudu Main Motor Park	Obudu Urban I Ward
		Old Motor Park	Main Town
15	ODUKPANI	Okutikang Market Park	
16	OGOJA	Romchi Motor Park	
		Nipp Park	
		The Young Shall Grow Park	
		Guo	
		Onitsha South Park	
		Peace Mass Transport	
17	YAKURR	Onitsha South Park	
		De Young Park	
		Peace Mass Park	
		Cross Link Park	
18	YALA		

Source: Cross River State Bureau of Statistics

## SECTION 5: TOURISM

**TABLE 5.1: HOTELS IN CROSS RIVER STATE BY LOCAL GOVERNMENT  
AREA CALABAR MUNICIPALITY**

S/N	Hotel Establishment	Establishment Address	No. of Rooms	Phone No.
1	Axari Entertainment Complex	Mcc Road Calabar	54	8178780068
2	Pyramid Hotel	Plot 117 M/M Highway, Cal.	55	8032759707
3	Mangel Hotel & Suites	13 Road 7 Fhe, Calabar	20	8101581039
4	Peteville Hotel	Plot 236 2nd Ave., She, Cal.	44	7030467887
5	Monty Suites	Nothern Industrial Layout Cal.	100+	7034044047
6	Armany Hotels	96, Mekenge Layout Calabar	18	8171386880
7	Twin Brothers Guest House	38, Ikot Effa Street, Calabar	12	7080176374
8	Orange Resort	157 Mcc Road Calabar	40	9095379920
9	Channel View Hotel	27, Mcc Road, Calabar	62	8033418059
10	Bv Standard Hotel	3, Professor Ivara Esu Street Cal	15	8034347046
11	Penuel Luxury Flats	Plot 53 Asari Eso Layout Cal	18	8170629229
12	Naks Hotel	Marian Road Calabar	60	8039243902
13	Melisa Lodges	29 Spring Road Calabar	6	8026836879
14	Francris Suites	Plot 5a Layout Ext, Mary Slessor	30	8176354404
15	Decency Hotel	105 Old Odukpani Rd, Essien Town	10	8104664765
16	Liz-Ani Hotel	12a Atimbo Road Calabar	17	8035439433
17	Liz-Ani Hotel	Doughlas Street, Big Qua, Calabar	7	8055845053
18	Treasureland Hotel	31, Ediba Rd Off Ndidem Usang Iso Rd	45	8134185550
20	Little Rock Cottage	2, Nkebre Layout 8 Miles, Calabar	15	8037115148
22	Success Villa Hotel	19, Otop Abasi Street, Calabar	26	7069417193
23	Planet Guest House	13, Mark Obi Close	16	8033487174
24	Sweet Dreams Hotel	4b, Adiabo Cl State Housing Est Cal.	10	8140035091
25	Green Valley Hotel	Abasi Obori Layout Off Rcc, Calabar	33	8095901985
26	Ugam Resort Hotel	1, Abetianbe Close, Off Clement Ebri	19	8066162268
27	The Noble Place	Old Parliamentary Road, Calabar	16	9136155569
28	Country Homes Resort	Plot 3, Industrial Layout Ekorinim	40	8067726235
29	Hotel Boston	6,Nsemo Street,Mcc Road Calabar.	15	9165969401
30	Tombai Guest House	7,New Obutong Str,Off Mcc Rd,Cal	12	8130856774

31	Pounix Lodges	2b,Ikot Uduak Str.Calabar	7	8039240189
33	Gomays Hotel	90,Atekong Drive	22	8063712420
34	Cytaro Hotel	20,Bishop Moynagh Avenue-She-Cal	17	8055809440
35	Tolin Hotel	56,Mcc Road Calabar	12	8034322442
36	Adrians Palace & Apartment	58,Mcc Road,Cal.	9	8036103000
37	Nellyhill Hotel & Suites	12,Omori Iso St,Off Nyok Esu,Big Qua	20	8067246275
38	Nessville Suites	1,Anita Close,Off Spring Rd,Essien Town, Cal.	19	7025992884
39	Sankara Hotel	1,Sch,Rd,Satellite Town Calabar	13	8032555568
40	Micadoh Hotel	136,Ibb Way Calabar	12	8039112414
41	Adsuit Hotel	1,Adsuit Cresent,Ikot-Effa Rd Cal.	20	8138746062
42	Queen Of Sheeba Hotel	105.Odukpani Rd Cal	9	8080690366
44	Formula Executives	Atekong Drive Close Calabar	13	8010989876
45	520 Hibiscus Hotel	4,Ika-Ika Oqua Str Housing Estate	10	7062750808
46	Las Motto	65,Anansa Road Calabar	12	8037243302
47	Jorany Hotel	153,Asari Eso Layout	25	8032240959
48	Freeman Hotel	128,Ndidem Usang Iso Rd Calabar	15	8131881271
49	Suite Franphinas	Winners,Way Off M/M H/W Esuk Utan	27	8039370596
50	Chelsea Holiday	Federal Housing Estate	8	7072590774
51	Delve Hotel	1,Otop Otop Str,Off Atimbo Rd Cal	18	8103547221
52	Delve Hotel	Mary Slessor Road Calabar	8	8103547221
53	Cross Bee Enterprise	9,Etta Str,Off Essien Town Cal.	5	8033366499
54	New Paladium Hotel	106,Marian/Mary Slessor Rd,Cal.	11	8022988897
55	Formula Executive Suites	71,Bako Str,State,Housing Est. Cal.	15	8034158852
58	Mangel Hotel & Suites	Plot 13,Rd 7-Fhe,Cal	20	8101581039
59	Gentle Hotel	Ibb Way Calabar	21	8037101517
60	Royal Palm Suites	49 Old Paliamentary Road Cal.	10	9052980961
61	Doris O Hotel	1 Eastern Highway Off Ibb Way Cal	18	8171777439
62	Princeville Hotel	Plot 20-24 Parliamentary Ext.	34	8171177777
63	Dekka Hotel	10/12 Valley Resort Off Mcc Rd	12	8143436246
64	The Boutique Hotel	130 Ndidem Usang Iso Rd Cal	8	8106638380
65	Beneville Hotel	4 James Amika Close,Off Spring Rd	15	8038021291
66	Vanel Suites	1a Nsefik Eyo Layout Cal	29	8138988980
67	Montana Villa	77,Mcc Road Calabar	20	8037106856
68	Pioneer Guest House	106,Old Odukpani Road	10	8035091029

		Calabar		
70	Real Homes Hotel	3,Ekong Eta Street Calabar	40	8186581579
71	Nellbee Hotel	5,Dan Archibong Street Calabar	12	8036685531
72	Tourist Castle Hotel	145,Mcc Road Calabar	14	9066345623
73	Calabar Homeland Hotel	1 Navy Road Off Wapi Junction	13	8033816726
74	Howard Lodging & Leisure	1,Emiku Way Parliamentary Ext	12	9064488235
77	Ceebed Guest House	12 Andem Street 8 Miles	8	80355335371
78	Keves Inn Suites	2 Ikot Abasi Obori Street Cal	41	8160968888
79	Akira Lodges	Mary Slessor Avenue	15	8037208413
80	Esre Blues Hotels	15 Atimbo Rd, Calabar	20	8037115937
81	Adrians Palace & Apartment	71 Asari Eso Layout	13	8036090720
82	Muka Sam Hotel	156 Old Odukpani Rd Calabar	14	7032994083
83	Pride Garden Hotel	Etagbor Layout	34	8036860006
84	Capitania Lodge	3 Otu Edem Layout Off Atimbo	19	7063419716
85	Five Two Zero Hotel	4 Ika Ika Oqua Street,S/H	12	7062750808
86	De-Johnny Blue Hotel	46,Joseph Mkpang Street,Calabar	10	7033323367
87	Lumen Hotel	G.R.A Federal Housing Calabar	12	8097856613
88	Afara Castle Hotel	Onoyom Mbuk Avenue F.H.E.Calabar	18	8108718155
89	Splendour Hotel	Ekorinim 2	16	8152367453
90	Mega Hilton Hotel	13 Duke Town Drive, Calabar	10	81659699342
91	Kal Vegas Suite	Plot 143b Asari Eso Layout	15	9067432217
92	Lee De Don Hotel	17 Francis Ekpo Iso Street, Calabar	17	8036473855
93	Lincoln Royale Hotel	Parliamentary Road, Ikot Akasuk, Calabar	12	7032082133
94	Hilltop Lodges	7a Otop Abasi Street, Calabar	7	8023536810
97	De-Grand Hotel & Rooftop	No1 Felix Nsemo, Off Diamond Road, Cal.	29	8038345856
98	Metropolitan Hotel	10 Mortala Muhammed Highway, Calabar	128	8066900009
99	Soft Lodge	Army Jetty Rd., Plot1 Fidax Str., Ekorinim Rd, Cal.	20	8023259970
100	Mojo Hotel	Ricahrd Ebri 22, , 1 Ekorinim Rd., Cal.	31	7068852246
101	Royal Bits Hotel	4 Barracks Road, Calabar	22	7030257087
102	Ug Wis Hotel	34 New Ubontong Street, Off Mcc Road, Cal.	25	8167849880
103	Pearl Suite Hotel	2/3 Mcc Road, Calabar	40	7039510101
104	Ths - Le Chateau Hotel	56 Mcc Road, Calabar	14	8064665253
105	De-Vast Luxury Suite & Apartments	Digital Estate, Water Board Estate, Calabar	6	8033192786
106	Diamond Cruet Hotel	14 Asi-Abang Stree, Calabar	20	7039331152

107	Bliss Continental Hotel	9 Intergro Road, Beside First Bank 8 Mile Cal.	27	8101406309
108	De-Beulah Suite & Place	90b Atakong Road, Calabar	10	8064630337
109	Global Dreams Hotel	Plot 5, Old Odukpani Road, Calabar	28	7039331152
110	Eterval Hotel	Plot 163, Ibom Layout, Calabar	27	9081514393
111	Roda Bed & Breakfast	219 Murtala Mohammed Highway, Ikot Omin, Cal.	10	8037239880
112	Akamba Hotels	Workover By Nasarawa 8-Miles, Cal.	10	8037239880
113	Kremlin Guest House	3 Effiom Usang Street, Off Ikot Ansa Street, Cal.	4	8131555376
114	Real Point Hotel	7 Chief Obot Streetm Off Atekong Drive, Calabar	15	8033001293
115	Kakson Guest House	6 Esuk Utan Road, Opp Nnpc Tank Park, Cal.	20	8188114370
116	Pikk-Master Bmv Suite	139 Ibb Way, Opp Magaret Ekpo Intl. Air Port, Cal.	6	8147919966
117	Pikk-Master Bmv Suite	197 Asari Eso Layout, Calabar	12	8028384900
118	Rexsona Hotel	27 Mekenge Layout, Calabar	10	8061570112
119	Beulah Land Hotel	3 Asuno Street, 8-Mile, Calabar	10	8085096792
120	Satelite Town Hotel	1 Chief Emmanuel Igwe Avenue, Calabar	19	7063584312
121	Marian Hotel	125 Old-Ikang Road, Off Marian Road, Calabar	40	8039403488
122	Hogis Luxury Hotel	7 Akim Close, State Housing Estate, Calabar	10	8099908335
123	Hogis Royale Hotel	6 Bishop Maynagh Avenue, State Housing Estate, Cal.	25	7073536464
124	Pounix Farms & Lodges	2b Ikot Uduak Street, Calabar	7	8039240189
125	Emmy Traveller Home	24, Nkonib Layout	15	8104157805
126	Zidel Guest House	13, Joseph Etim Street Calabar	10	8127705995
127	Afro Guest House	Plot 3 Jehovah Witness Rd Off Mcc	10	8033425769
128	Aabee Hotel&Suite	Onoyom Mbuk Avenue F.H.E Calabar	12	8036860006
129	B&B Lodges	8 Miles, Calabar	16	8069343171
130	2 Smiles Hotel & Suites	Felix Nsemo Drive,Diamond Hill	15	8171758080
131	Aflab Hotel	Marina Resort Calabar	10	8162286952
132	Zanzebar Hotel	2nd Gate Parliamentary	5	8167347180
133	Groomlee Hotel	15 Ekorinim Layout	12	8104157805
134	Mindscope Hotel	90 Essien Town	17	8065316156
135	Peace Garden Hotel	Ikot Ansa Bus-Stop	15	7063163463
136	Pride Garden Hotel	4 Obame Ikoye Off Marian	12	8039476837
137	Calabar Grand Hotel	2,Ekong Basse Lane Atimbo	29	9064083286
138	Diamond Crue Hotel	14 Asi -Abang Street,Big Quo	22	8063459423
139	Calabar Harbour Hotel	32 Asari Eso Layout	14	8035200720

140	Half-Court Apartment	Ntufam Donatus Street Off Parliamentary Ext	10	8035321571
141	Anchor Vino Hotel	10 Asari Eso Off Effio Ette	16	8148555504
142	Kingston Luxury Apartment	E1 Estate	18	8184210351
143	Dannic Hotel	Ekorinim 2	40	9060710978
144	Gold Star Hotel&Resort	Ekorinim 2	30	7035127700
145	Ocean Winds Royal Apartment	Plot 6 Federal Housing Estate	12	70310301791
146	Venus Hotel	44 Nsefik Layout	16	9060710978
147	Delish-14 Gold Ltd	Marian Rd	12	8035200720
148	Vera-Cruz Hotel	Fiekong Estate Off Marian Calabar	11	7035127700
149	Carlcon Hotel	57 Army Jetty Rd Ekorinim	20	7031030179
150	Teny Homes&Event	7 Ekorinim Layout	14	8127170174
151	Hotel Icon	Asari Eso Layout	9	8061570142
152	Baka Tee Guest House	Atimbo Road Calabar	8	8148555504
153	Jivta Guest House	172, Old Odukpani Rd	14	803540117
154	Michelle Suite	117 Asari Eso Layout	25	7069419711
	De-Grand Hotel & Rooftop	No1 Felix Nsemo, Off Diamond Road, Cal.		
	Metropolitan Hotel	10 Mortala Muhammed Highway, Calabar		
	Soft Lodge	Army Jetty Rd., Plot1 Fidax Str., Ekorinim Rd, Cal.		
	Mojo Hotel	Ricahrd Ebri 22, , 1 Ekorinim Rd., Cal.		
	Royal Bits Hotel	4 Barracks Road, Calabar		
	Ug Wis Hotel	34 New Ubontong Street, Off Mcc Road, Cal.		
	Pearl Suite Hotel	2/3 Mcc Road, Calabar		
	Ths - Le Chateau Hotel	56 Mcc Road, Calabar		
	De-Vast Luxury Suite & Apartments	Digital Estate, Water Board Estate, Calabar		
	Diamond Cruet Hotel	14 Asi-Abang Stree, Calabar		
	Bliss Continental Hotel	9 Intergro Road, Beside First Bank 8 Mile Cal.		
	De-Beulah Suite & Place	90b Atakong Road, Calabar		
	Global Dreams Hotel	Plot 5, Old Odukpani Road, Calabar		
	Eterval Hotel	Plot 163, Ibom Layout, Calabar		
	E-System Hotel	3 Bassey Street, Off Ekpo Bassey Road, Cal.		
	Roda Bed & Breakfast	219 Murtala Mohammed Highway, Ikot Omin, Cal.		
	Akamba Hotels	Workover By Nasarawa 8-Miles, Cal.		
	Samag Guest House	55b Palm Street, Calabar		

	Kremlin Guest House	3 Effiom Usang Street, Off Ikot Ansa Street, Cal.		
	Real Point Hotel	7 Chief Obot Streetm Off Atekong Drive, Calabar		
	Kakson Guest House	6 Esuk Utan Road, Opp Nnpc Tank Park, Cal.		
	Pikk-Master Bmv Suite	139 Ibb Way, Opp Magaret Ekpo Intl. Air Port, Cal.		
	Pikk-Master Bmv Suite	197 Asari Eso Layout, Calabar		
	Rexsona Hotel	27 Mekenge Layout, Calabar		
	Beulah Land Hotel	3 Asuno Street, 8-Mile, Calabar		
	Satelite Town Hotel	1 Chief Emmanuel Igwe Avenue, Calabar		
	Marian Hotel	125 Old-Ikang Road, Off Marian Road, Calabar		
	Hogis Luxury Hotel	7 Akim Close, State Housing Estate, Calabar		
	Hogis Royale Hotel	6 Bishop Maynagh Avenue, State Housing Estate, Cal.		
	Pounix Farms & Lodges	2b Ikot Uduak Street, Calabar		
<b>Calabar South LGA</b>				
155	Samag Guest House	55b Palm Street	5	80334885 97
156	E-System Hotel	3,Bassey Street Off Ekpo Abasi	21	70303823 35
157	Browland Hotel	24,Asikpo Street Calabar	25	80333726 83
158	Oasis Guest House	139 Calabar Road	5	70697889 36
159	Marpeto Guest House	153 Goldie Street Calabar	4	80388999 23
160	De Prince Guest House	5 Adak Uko Street Calabar	7	81448698 23
161	Noble View Hotel	59 Ekondo Street,Calabar	17	90709683 83
162	Hotel Ibekem	17,Ene Ita Street Calabar	8	80863582 64
163	Santo Inn	31, Yellow Duke Street Calabar	8	81464672 75
164	9-The-Special	9,Mayne Avenue Ext.Calabar	10	70634333 34
165	Bejem Hotel	Peace Road Calabar	9	80231467 72
166	Harmony Guest House	Edibe Edibe Calabar	6	70699578 84
167	Galaxy Hotel	7 Mayne Avenue Extension	10	81322754 23
168	De-Limit Guest House	117 Mayne Avenue Calabar	6	80571145 14
169	Ekunikpa Guest House	55 Mayne Avenue	12	80335640 30

170	De-Moon Guest House	1,Hart Street Calabar	5	80679812 64
171	Des-Bar Guest House	1,Etoi Street Calabar	8	81521959 95
172	Venue Inn Guest House	7, Ndon Edet Street Calabar	10	81842103 51
173	Oyom Guest House	4,Edem Effiom Street Calabar	10	80684153 30
174	Blue Sea Hotel	29,Musaha Street Calabar	11	80682872 52
175	Candiz Hotel	14 Asuquo Nyong Street Cal.	15	70647818 38
176	Osc Legacy Hotel	9 Foster Street Calabar	25	80791426 59
<b>Ikom Local Government Area</b>				
17 7	Citizens Palace Garden & Hotel	60b Border Road Ikom	21	70766495 59
17 8	Heritage Hotel & Suites	101 Calabar Road Ikom	46	81670546 60
17 9	Hebrad Heavens Hotel	80 Ogoja Road,Four Corners Ikom	8	80368544 36
18 0	Jorany Hotel Limited	Opposite Crbc Town Roaad Ikom Old Govt Field	34	80717774 44
18 1	Hotel 45	Opposite Favour Sch.Off Health Tech.Etomi Ikom	50	70481134 54
18 2	Side View Hotel	Side View Avenue Behind Fire Service Ikom	33	80368996 40
18 3	Nangbe Classy Hotel	52 Ikom Ogoja Highway Ikom	40	80338261 05
18 4	Pp-Barmore Hotel &Resort	2 Etayip Layout Behind CRBC Ikom	32	70197640 95
18 5	Heritage Hotel	101 Calabar Road, Ikom		
18 6	Jorany Hotel	Opp Crbc Town Raod, Ikom		
18 7	Nangbe Classic Hote	52 Ikot-Ogoja Highway, Ikom		
18 9	Citizens Hotel	60b Border Road, Ikom		
19 0	3h - Hebrad Heaven Hotel	80 Ogoja Road, Four Coners Ikom		
19 1	Cravings Hotel	1 Ikom - Calabar Highway, Ikom		
19 2	Side-View Hotel	Peter Brown Str., State Housing Ikom		
19 3	Pp - Barnmore Hotel & Resort	2 Etayie Layout, Behind Crbc Ikom		

<b>Yakurr Local Government Area</b>					
19	4	Even Oterus Nig. Limited	97 Idomi Road Behind Apostolic Pri Sch Ugep	20	80321983 02
19	5	Cravings Hotel	No1 Ikom Calabar Highway Ugep	20	80604441 11
19	6	Even Oterus Hotel	97 Idoni Road, Behind Apostolic Primary Scho., Ugep		
<b>Ogoja Local Government Area</b>					
19	7	Jovonne Suites & Hotel	1 Federal Sch. Road Ogboja Abakpa	20	70639403 21
19	8	Gakuna Harbour Hotel	33 Sariki Aroudu Street Igoli	17	70321027 88
19	9	90 Degrees Lounge	6 Uko Inaku Strt, Behind L.G.A Ogoja	22	81348646 24
20	0	Ray Murphy Hotel	29 Monaya Road Igoli, Ogoja	15	80661845 38
20	1	Ogoja Plaza	Ogoja Plaza Off Monaya Rd	27	70673222 27
20	2	Gomara Hotel	Plot 10 Ntok Abaka Road Ogoja	60	80661845 38
20	3	Hampton Luxury Resort			
20	4	Ikaba Hotels Limited	No 6 Brigden A. Ukpo Drive Igoli, Ogoja	19	70444184 53
20	5	Oqungo Hotel	Ministry Of Works Road G.R.A Igoli Ogoja	21	70622242 27
<b>Obanliku Local Government Area</b>					
20	6	Obudu Mountain Resort	Obudu Plateau, Becheve, Obudu	224	80229082 65
<b>Obudu Local Government Area</b>					
20	7	Gramic Nigeriaq Enterprise	Branch Road By Chairmans Road Obudu	25	80377791 03
<b>Yala Government Area</b>					

Source: Cross River State Bureau of Statistics

**TABLE 5.2: EVENTS AND CONFERENCE ESTABLISHMENTS IN CALABAR**

<b>S/ N</b>	<b>NAME OF ESTABLISHMENT</b>	<b>ADDRESSES</b>
1	Hogis Luxury Suites	7 Akim Close, State Housing Estate, Calabar
2	Venetian Arena	Plot 5, Murtala Mohammed HighWay, Calabar
3	NAKS Hotel	Ndidem Usang Iso Road, Calabar
4	Event 45	6 Doughlas Avenue, Calabar
5	De-Choice Fast-Food	Mary Slessor Road, Calabar
6	Beelaj Restaurant & Bar	Chief Obot Street, Calabar
7	The Dome	Calabar Municipal Gardens, Calabar
8	CICC - Calabar Intl. Convention Center	Summit Hills, Esuk Otu, Calabar
9	Gomays Plaze Hotel	90 Atekong Drive, Calabar
10	Metropolitan Hotel	10 Murtala Mohammed HighWay, Calabar
11	Channel View Hotel	27, MCC Road, Calabar
12	UG WIS Hotel	34 New Ubontong Street, Off MCC Road, Cal.
13	Marian Hotel	125 Old-Ikang Road, Off Marian Road, Calabar
14	Monty Suite	Nothern Industrial Layout, Calabar
15	Pyramid Hotel	Plot 117 Murtala Mohammed HighWay, Calabar
16	Jorany Hotel	153, Asari Eso Layout
17	Keves Inn Suite	2 Ikot Abasi Obori Street, Calabar.
18	520 Kolanut Conf. Center	5 Barracks Road, Calabar
19	Orange Resort	157 MCC Road, Calabar
20	CRS Cultural Center Board	The SA, Department of Culture & Heritage, Calabar
21	WAPI Assembly Hall	Diamond Hill Road, Old Town, Calabar.
22	Axari Hotel & Suite	Conference Center Axari, MM Highway, Calabar
23	Devenue Event Center	Parliamentary Extension, Calabar
24	Elinor Event Center	175 Murtala Mohammed HighWay, Calabar
25	Heritage Event Center & Gym	9 Tinapa Road, Ikot Omin, Calabar
26	Nesville Suite	1 Anita Close, Spring Road, Essien Town Calabar
27	Teny Homes Hall and Events	Off Ekorinim Road, Calabar

**Source:** Cross River Tourism Bureau, Calabar

**TABLE 5.3: COMPREHENSIVE INVENTORY OF SITES AND ATTRACTIONS IN CROSS RIVER STATE BY THEIR COORDINATES.**

S/NO.	LOCAL GOVERNMENT AREA	SITES/ ATTRACTIONS	LOCATION	LONGTITUDE	LATITUDE	CONTACT PERSON
1.	ABI	Reforme Lake	Ebom	05 84' 56.0''	008 42' 97.0''	Community Nominee
2.	AKAMKPA	Kwa Falls	Anengeje	05 08' 26.06''	008 30' 34.8''	Department Of Culture And Heritage
		Cross River National Park (Oban Division)				
3.	AKPABUYO	Point-Of-No-Turn				
4.	BEKWARRA	Gakem Hill				
		Garden Of Eden				
5.	BOKI	Cross River National Park (Okwangwo Division)				
		Canopy Walkway, Buanchor	Buanchor	6 18' 01.6''	008 59' 32.9''	Crstb
		Drill Ranch, Buanchor	Buanchor	06 17' 55.8''	008 59' 54.2''	Crstb
		Swallow Roost Site, Boje				
		Mbe Mountain				
		Afi Mountain Wildlife Sanctuary				
		Leventis Bird Sanctuary				
6.	CALABAR MUNICIPALITY	Cercopan (Rhoko Forest)				
		Elder Efiang Ukpong Aye's Library				
		The Old Residency National Museum				
		Hope Waddell Training Institution (Premier Block)				
		Mellennium Park/Cenotaph				
		Diamond Hill Over-Head Tanks (The First Pipe- Water Scheme In The Defunct Eastern Region, 1903				
		Bricksfield Prison Wall, Calabar				

6.	CALABAR MUNICIPALITY	Ntoe Ika Ika Oqua Iii's Residence (Qua Museum, Calabar)				
		West African People's Institute, Calabar (Premier Block, 1938)				
		Drill Rehab Centre, Calabar				
		Calabar Sports Club				
		Calabar Free Trade Zone				
		Calabar Golf Club				
		St. Patrick's College, Calabar				
		Cercopan Conservation/Education Centre, Calabar	Ishie Street	02 58' 34.2''	008 19' 59.7''	Ngo
		St. Margaret Hospital, Calabar				
		Old Residency Museum, Calabar	Colonial Hill, Calabar	04 57' 59.3''	008 19' 17.4''	National Museum And Monument
7.	CALABAR SOUTH	Thomas Eyamba's Bell	7, Archibong Street, Duke Town, Calabar	04 57' 36.9''	008 19' 09.9''	Family Nominee
		Calabar Botanical Garden (Est. 1893)	Mary Slessor Avenue, Calabar	04 57' 21.7''	008 19' 52.1''	Cross River Forestry
		Calabar Marina Resort	Marina Beach	04 57' 51.1''	008 19' 06.2''	CRSTB
		Slave History Museum	Marina Beach	04 57' 56.8''	008 19' 09.8''	Curator, National Museum Calabar
		The African Club, Calabar	Calabar Road, Calabar	04 57' 31.5''	008 19' 22.2''	Pensioners
		Cultural Centre, Calabar	Mary Slessor Avenue, Calabar	04 57' 36.7''	008 19' 32.9''	Depart. Of Culture And Heritage
		Prince Asibon Edem Iii's Late 19 <sup>th</sup> Prefabricated Building				
		Duke Town/Ekpe Stone	Eton/ Edem Street, Duke Town, Calabar	04 57' 34.9''	008 19' 03.8''	Community Nominee

7.	CALABAR SOUTH	Ekpe Shrine, Duke Town (Efe Ekpe Iboku Utan)	Eyamba/Boco Street, Duke Town	04 57' 40.1''	008 18' 58.2''	Community Nominee
		Ndem Shrine, Duke Town				
		Duke Town Presbyterian Church	Eyambaoffiong Square, Duke Town	04 57' 36.4''	008 19' 01.7''	Moderator
		Duke Town Presbyterian Primary School	Eyamba Street, Calabar	04 57' 37.3''	008 19' 02.4''	Head Master
		Etubom Offiong Effiwatt's Family Compound (King Effiwatt's Bell, 1799 /Identified Slave Depot In Old Calabar)	Eyambaoffiong Square, Duke Town	04 57' 35.2''	008 19' 02.3''	Effiwatt Family Nominee
		Eyamba Square (Original Location Of King Eyamba V's Iron Palace)				
		Ekpo Ekpo Bassey's House (1886)	19, Boco Street, Cal.	04 57' 39.2''	008 18' 59.7''	Family Nominee
		Mbakara Ene Mkpang's Residence	Enendem Street, Cal.	04 57' 39.5''	008 18' 56.9''	Family Nominee
		The European Cemetery	Enendem / Anderson / Effiwatt	04 57' 30.4''	008 18' 50.6''	Presbyterian Mission Nominee
		Ekikak Printing Works (Crstb Mini Tour Circuit Rest Stop)	11 Anderson Street, Calabar	04 57' 17.4''	008 18' 44.2''	Family Nominee
		Biafran Bunker (Ekikak Square)	11 Anderson Street, Calabar	04 57' 16.4''	008 18' 42.2''	Family Nominee
		Palace Of The Obong Of Calabar	7 Effanga Ansa, Str.	04 57' 16.1''	008 18' 45.8''	Palace Nominee
		Great Duke Ephraim Iv's Brass Chair (1826)	Etubom I.G. Henshaw Residence	04 57' 11.0''	008 18' 50.5''	Family Nominee
		Charles Walker Convent School	Calabar Road / New Edgerly	04 57' 09.3''	008 18' 56.4''	Convent Nominee
		Dr. Lawrence Michael Ekeng Richard-Henshaw's Effigy/Henshaw Square				
Sixtus Alexander Pedro Fernandez's Photo Studio	Edgerton Street, Calabar	04 57' 21.6''	008 19' 01.4''	Family Nominee		

7.	CALABAR SOUTH	Roman Catholic Cathedral, Calabar	Edgerton Street, Calabar	04 57' 23.6''	008 19' 09.1''	The Administrator
		Prince Bassey Duke Ephriam's Ix Effigy/Watt Market	Calabar Road, Calabar	04 57' 00.2''	008 19' 01.6''	Family Nominee
		Oba Ovanwanrem's Last Residence (Benin Kingdom Heritage Site)				
		King Duke Ephriam Eyamba Ix Residence				
		Aqua Vista Resort				
8.	ETUNG	Agbokim Waterfalls	Agbokim	05 54' 22.5''	008 54' 46.3''	Community Nominee
		Agbokim Karabooth				
9.	IKOM	Alok Monolith Museum	Alok	06 19' 08.9''	008 38' 57.1''	Curator
		Emangebe Monoliths				
		Nkarasi Famous Monoliths				
10.	OBANLIKU	Obudu Mountain Resort (Reception)	Obudu Mountain Resort	06 22' 34.1''	009 22' 46.0''	African Sun
		De Grotto (1524m)	Obudu Mountain Resort	06 22' 18.4''	009 22' 57.1''	African Sun
		Gymnasium	Obudu Mountain Resort	06 22' 41.1''	009 22' 57.1''	African Sun
		Spa Wellness Palour				
		Presidential Retreat (1650m)	Obudu Mountain Resort	06 23' 23.2''	009 22' 34.6''	African Sun
		International Conference Centre	Obudu Mountain Resort	06 23' 15.9''	009 22' 26.9''	African Sun
		Beecheve Nature Reserve/Canopy Walkway	Obudu Mountain Resort	06 22' 51.6''	009 22' 37.9''	African Sun
		Holy Mountain (1514m)	Obudu Mountain Resort	06 20' 56.6''	009 23' 05.7''	African Sun
		Dairy Factory	Obudu Mountain Resort	06 22' 29.2''	009 23' 42.7''	African Sun
		Honey Factory	Obudu Mountain Resort	06 22' 24.6''	009 22'	African Sun

					43.4''	
		Golf Club / Course				
		Cable Car (Bottom Station) 758m	Obudu Mountain Resort	06 23' 59.1''	009 22' 49.7''	African Sun
		Water Park (764m)	Obudu Mountain Resort	06 24' 05.2''	009 24' 16.4''	African Sun
		Utanga Safari Lodges	-	-	-	-
		Bebi Airstrip	Bebi	06 37' 11.4''	009 19' 13.6	African Sun

11.	OBUDU	Obudu Dam	Obudu	06 36' 50.4''	009 10' 22.2''	C.R.S Basin Authority
12.	ODUKPANI	Tinapa Business Resort	Adiabo	05 03' 05.6''	008 19' 07.2''	Pro – Leisure
		Mary Mitchell Slessor's House (1887)	-	-	-	-
		Creek Town Presbyterian Church	-	-	-	-
		Eyo Ema Ekon Esq's House (1895)	-	-	-	-
		King Eyo Honesty Ii's Bell (1845)	-	-	-	-
13.	YALA	Salt Ponds	Okpoma	06 35' 59.4''	008 37' 29.5''	Community Nominee

**Source:** Cross River State Tourism Bureau, Calabar

**TABLE 5.4: DISTRIBUTION OF LANGUAGES SPOKEN BESIDE ENGLISH LANGUAGE BY LOCAL GOVERNMENT AREA**

<b>S/NO</b>	<b>LOCAL GOVERNMENT AREA</b>	<b>LOCAL GOVERNMENT HEADQUARTER</b>	<b>NO. OF LANGUAGES SPOKEN BESIDE ENGLISH LANGUAGE</b>
1.	ABI	Itigidi	2
2.	AKAMKPA	Akamkpa	3
3.	AKPABUYO	Ikot Nakanda	1
4.	BAKASSI	Abana	1
5.	BEKWARRA	Abouchiche	2
6.	BIASE	Akpet Central	4
7.	BOKI	Boje	1
8.	CALABAR MUNICIPALITY	Calabar	2
9.	CALABAR SOUTH	Anantigha	1
10.	ETUNG	Efraya	2
11.	IKOM	Ikom	4
12.	OBANLIKU	Sankwala	3
13.	OBUBRA	Obubra	3
14.	OBUDU	Obudu	2
15.	ODUKPANI	Odukpani	4
16.	OGOJA	Ogoja	4
17.	YAKURR	Ugep	4
18.	YALA	Okpoma	4
	<b>TOTAL</b>		<b>47</b>

**Source:** National Bureau of Statistics, Annual Abstract of Statistics, 2007

**TABLE 5.5: CALENDAR OF FESTIVALS AND CULTURAL EVENTS IN CROSS RIVER STATE.**

<b>S/NO.</b>	<b>FESTIVAL</b>	<b>DATE</b>	<b>LOCATION</b>
1	Mbube New Yam Festival	20th August	Mbube
2	YaYawo Festival	30th August	Yala
3	Leboku Festival	No Fixed Date	Ugep
4	IpemIhihe	1st Saturday of September	Bekwara
5	Bewhutang	1st Saturday of September	Obudu
6	IkomHilife	August25th – 18th September	Ikom
7	Bakor New Yam	15th September	Bakor
8	Christmas Tree Lighting	30th November	Calabar
9	City Walk Against HIV/AIDS/Opening of Christmas Village	1st December	Calabar
10	World Disable Day	3rdDecember	Calabar
11	Calabar Festival Novelty Football Match	No Fixed Date	Calabar
12	Local Government Day	No Fixed Date	Calabar
13	Carnival Calabar Essay Competition	No Fixed Date	Calabar
14	Calabar Festival Marathon	No Fixed Date	Calabar
15	Boat Regata	No Fixed Date	Calabar
16	Utomo Obong	No Fixed Date	Calabar
17	Cultural Parade	26th December	Calabar
18	Children Carnival	27th December	Calabar
19	Carnival Calabar	28th December	Calabar
20	Nyoro Ekpe	30th December	Calabar
21	Biker's Carnival	No Fixed Date	Calabar
22	Closing Ceremony / Fireworks	31st December	Calabar
23	Thanksgiving Service	1st January	Calabar

**Source:** Cross River State Tourism Bureau, Calabar

**TABLE 5.6 TOURISM STATISTICS IN CROSS RIVER STATE FOR 2023 - 2024**

<b>Tourism Statistics</b>	<b>2023</b>	<b>2024</b>
Number of Foreign Participants at Carnival Calabar	14,710	9,420
Number of Local Participants at Carnival Calabar	47,802	147,580
Number of Participants in Bands at Carnival Calabar	3,617	4,333
Number of Spectators at Carnival Calabar	294,196	456,000
Number of Visitors from other States at Carnival Calabar	62,512	150,500
Number of Foreign Tourists	7,502	3,002
Ratio of Public-Private Funding at Carnival Calabar	70/30	70/30
Number of Registered Tour Operators	4	9
Total Number of Visitors to Tourists Sites	1,300,000	1,550,000
Number of Eco-tourists and Cultural Sites	21	21
Number of Historical Sites	42	42
Number of Arts and Crafts Centre	1	1
Number of Recreational Sites	10	10
Number of Health and Religious Sites	5	5
Number of Registered Hotels	180	239
Number of Licensed Hotels	20	46
Grants to Hospitality Industry	10,000,000	28,000,000
Number of Persons Employed in the Industry	3,700	3,900

**Source:** Cross River State Tourism Bureau

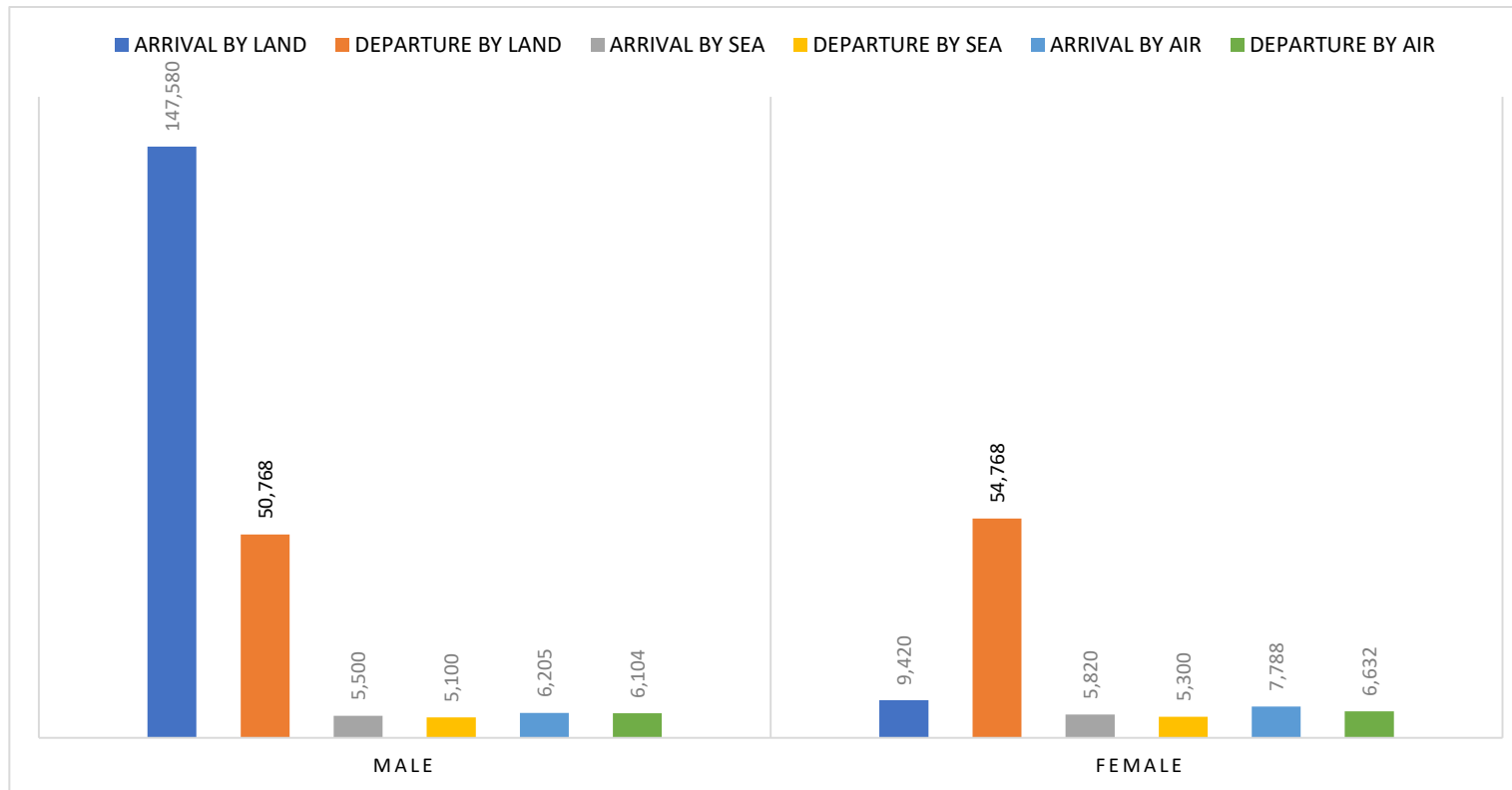
**TABLE 5.7 LIST OF HOSPITALITY ESTABLISHMENTS GRANTS RECIPIENTS BY SENATORIAL DISTRICTS IN 2023-2024**

SENATORIAL DISTRICTS								
NORTHERN SENATORIAL DISTRICT			CENTRAL SENATORIAL DISTRICT			SOUTHERN SENATORIAL DISTRICT		
NAME OF ESTABLISHMENT	GRANTS RECEIVED IN NAIRA		NAME OF ESTABLISHMENT	GRANTS RECEIVED IN NAIRA		NAME OF ESTABLISHMENT	GRANTS RECEIVED IN NAIRA	
	2023	2024		2023	2024		2023	2024
Jovanne Suite and Hotels		1,000,000	Heritage Hotel		1,000,000	Monty Suites		1,000,000
Gakuna Harbour Hotel		1,000,000	Jorany Hotel		1,000,000	Metropolitan Hotel Calabar		1,000,000
90 <sup>0</sup> Degrees Lounge		1,000,000	Nangbe Classic Hotel		1,000,000	Peteville Hotel		1,000,000
RM Hotel		1,000,000	Citizens Hotel		1,000,000	Nesville Hotel		1,000,000
Ogoja Plaza Hotel		1,000,000	3H - Hebrad Heaven Hotel		1,000,000	Gomez Plaza Hotel		1,000,000
Gamora Hotel		1,000,000	Cravings Hotel		1,000,000	Princeville Hotel		1,000,000
Gramic Hotel		1,000,000	Even Oterus Hotel		1,000,000	Pounix Lodge		1,000,000
Oquango Hotel		1,000,000	Side-View Hotel		1,000,000	Dannic Hotel		1,000,000
520 Hotel – Akuma Lodge		1,000,000	PP - Barnmore Hotel & Resort		1,000,000	Hogis Luxury Hotel		1,000,000
Hampton Luxury Resort		1,000,000	Hotel 45		1,000,000	Green Valley		1,000,000
						Mustard Seed Restaurant		500,000
						E3 Restaurant		500,000
						Big Munch Bar		500,000
						Crispy Chicken		500,000
						Meridien Modern Vila Services Bar		500,000
						Christy Del'amor Kitchen		500,000
						P-Kris Restaurant		500,000
						The Home Restaurant and Lounge		500,000
						Nourishing Nibbles Cafeteria		500,000
						Pascal delight spot and bar		500,000

						Zparklesz231 Venture		500,000
						Penrita Kitchen		500,000
						L&T hot plate		500,000
						P-Tasty Enterprise		500,000
						Kigta King Place		500,000
						B-Andy Ventures		500,000
						Formula Executive Suite	1,000,000	
						Royal Bit Hotel	1,000,000	
						Tourist Castle Luxury Hotel	1,000,000	
						Carlcon Hotel	1,000,000	
						Le Chateau Hotel	1,000,000	
						Global Dreams Hotel	1,000,000	
						Channel View Hotel	1,000,000	
						Diamond Crue Hotel & Suite	1,000,000	
						Pyramid Hotel	1,000,000	
						Akhira Lodge	1,000,000	
<b>TOTAL</b>		<b>10,000,000</b>	<b>TOTAL</b>		<b>10,000,000</b>	<b>TOTAL</b>	<b>10,000,000</b>	<b>18,000,000</b>

Source: Cross River State Tourism Bureau

**FIGURE 5.1: NUMBER OF ARRIVED TOURISTS AND VISITORS TO CROSS RIVER STATE BY MEANS OF TRANSPORTATION, 2024**



**Source:** Cross River State Tourism Bureau

**TABLE 5.8: STRATEGIC TOURISM DEVELOPMENT INITIATIVES, 2023-2024.**

<b>S/NO</b>	<b>Some of Bureau's Strategic Tourism Development Initiatives</b>	<b>YEAR</b>
1	<b>UNVEILING OF KADA CINEMAS:</b> Officially launched Kada Cinemas at the Marina Resort in 2023, enhancing the state's entertainment infrastructure.	<b>2023</b>
2	<b>N5 BILLION INVESTMENT AGREEMENT:</b> Successfully signed a N5 billion investment agreement between Blakes Management and the Government of Cross River State through the Tourism Bureau in 2024, paving the way for the establishment of a world-class entertainment hub at the Marina Resort.	<b>2024</b>
3	<b>REVAMPING OF ELDER DEMPSTER JETTY:</b> Collaborated with Abitto Ferry Limited through the Tourism Bureau to revamp the Elder Dempster Jetty at the Marina Resort in 2024, improving water transportation infrastructure.	<b>2024</b>
4	<b>RESTORATION OF MARINA RESORT HOTEL:</b> Partnered with Aflab Hotels and Tours Limited to restore the Marina Resort Hotel in 2024, enhancing accommodation facilities for tourists.	<b>2024</b>
5	<b>PARTICIPATION IN AKWAABA AFRICAN TRAVEL MARKET:</b> Successfully participated in the Akwaaba African Travel Market in Lagos in 2024, showcasing Cross River State's tourism potential and attractions to a global audience.	<b>2024</b>

**Source:** Cross River State Tourism Bureau

**TABLE 5.9: CARNIVAL BANDS, COLOURS AND LEADERS**

<b>BAND</b>	<b>COLOUR</b>	<b>LEADERS</b>
Freedom	Yellow	Dr. Iyam Ugot
Bayside	Blue	Mr. Donald Duke
Seagull	Red	Sen. Florence Ita Giwa
Diamond	Purple	Mr. Eric Iso Anderson
Calas Vegas	Gold	High Chief Edem Duke
Passion 4	Green	Mr. Chris Agibe
Masta Blasta	Orange	Sen. Gershom Bassey

**Source:** Cross River State Carnival Commission

**TABLE 5.10: CARNIVAL CALABAR MAIN THEMES AND OVERALL, WINNERS 2005 -2024.**

<b>EDITION</b>	<b>YEAR</b>	<b>MAIN THEME</b>	<b>OVERALL WINNER</b>
1 <sup>ST</sup>	2005	Carnival Queen	Passion 4
2 <sup>ND</sup>	2006	Our Beauty, Our Culture	Passion 4
3 <sup>RD</sup>	2007	Celebrating Our Heritage Through Culture	Bayside
4 <sup>TH</sup>	2008	Sustaining Earth’s Treasures Through Our Culture	Seagull/ Passion 4
5 <sup>TH</sup>	2009	Land Of Our Birth; Our People; Our Heritage	Passion 4
6 <sup>TH</sup>	2010	Bedrock Of Our Future	Passion 4
7 <sup>TH</sup>	2011	Endless Possibilities	Passion 4
8 <sup>TH</sup>	2012	Celebrating A New Dawn	Masta Blasta
9 <sup>TH</sup>	2013	Ain’t No Stopping Us	Masta Blasta
10 <sup>TH</sup>	2014	Celebration Time (10 <sup>TH</sup> Anniversary)	Masta Blasta
11 <sup>TH</sup>	2015	Climate Change	Passion 4
12 <sup>TH</sup>	2016	Climate Change	Seagull
13 <sup>TH</sup>	2017	Migration	Passion 4
14 <sup>TH</sup>	2018	Africana	Passion 4
15 <sup>TH</sup>	2019	Humanity	Passion 4/Freedom
16 <sup>TH</sup>	2020	Nil	Nil
17 <sup>TH</sup>	2021	Nil	Nil
18 <sup>th</sup>	2022	Agro Industrialization	Passion 4
19 <sup>th</sup>	2023	Season of Sweetness	Calas Vegas
20 <sup>th</sup>	2024	Our Shared Prosperity	Calas Vegas

**Source:** Department of Event Management, Governor’s Office, Calabar

**TABLE 5.11: SUMMARY OF TOTAL NUMBER OF SPECTATORS, VISITORS AND TOURISTS.**

Total Number Of Spectators, Visitors And Tourists	Toal Number Of Revellers In The Main Competing Band	Total Number Of Loal Spectators	Total Number Of Foreign Spectators
613,000	4,333	456,000	14,710

**Source:** Cross River State Carnival Commission

**TABLE 5.12: VOLUME COUNTS OF REVELLERS IN COMPETING AND NON-COMPETING BANDS**

COMPETING BANDS				NON-COMPETING BANDS	
Band	Main Carnival	Children's Carnival	Total	Band	Total
Freedom	679	287	966	Governor's Band	196
Bayside	803	306	1,109	Unical Band	184
Seagull	469	225	694	Civil Servants Band	340
Diamond	507	187	694	Gender Base Violence Band	208
Calas Vegas	659	267	926	First Bank Band	803
Passion 4	753	286	1,039	CTRA	157
Masta Blasta	463	198	661	CRIRS	147
				CUDA	132
				Cocoa Farmer's Band	201
				Hit FM	134
				Disability Band	348
				Market Women Band	416
				Sweet Prince Port Dev. Band	486
				Green Carnival Band	133
<b>Total</b>	<b>4,333</b>	<b>1,756</b>	<b>6,089</b>	<b>Total</b>	<b>3,885</b>

Source: Cross River State Carnival Commission

**TABLE 5.13: NUMBER OF PARTICIPANTS BY STATE IN 2024 CULTURAL CARNIVAL**

STATES IN NIGERIA	NUMBER OF PARTICIPANTS
ADAMAWA	16
AKWA IBOM	17
CROSS RIVER	4,052
DELTA	13
EBONYI	23
EDO	20
KEBBI	20
KOGI	24
NASARAWA	18
NIGER	15
ONDO	17
OSUN	25
<b>TOTAL</b>	<b>4,262</b>

Source: Cross River State Carnival Commission

**TABLE 5.14: NUMBER OF SPECTATORS AT CARNIVAL FESTIVAL 2024.**

EVENT	NUMBER OF SPECTATORS
Main Carnival	456,000
Cultural Carnival	60,517
Children’s Carnival	24,519
<b>Total</b>	<b>541,036</b>

**Source:** Cross River State Carnival Commission

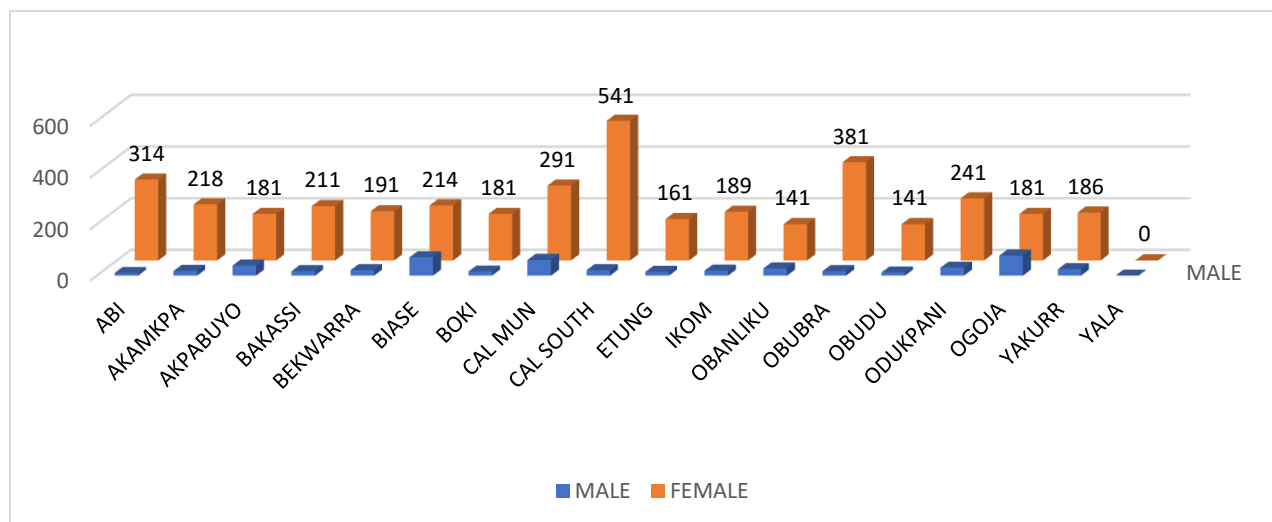
**TABLE 5.15: DISTRIBUTION OF ONSITE SPECTATORS BY AGE GRADE AND GENDER AT CARNIVAL CALABAR 2024.**

No of Spectators						
Gender			Age Grade			
Male	Female	Total	18-32 years	33-47years	48-63years	Total
214,320	241,680	<b>456,000</b>	205,200	136,800	114,000	<b>456,000</b>

**Source:** Cross River State Carnival Commission

**SECTION 6: WOMEN EMPOWERMENT, GENDER AND SAFETY NETS**

**FIGURE 6.1 SUMMARY OF GENDER BASED VIOLENCE CASES IN CROSS RIVER STATE BY SEX AND LGA, 2024.**



**Source:** Ministry of Women Affairs, Calabar

**TABLE 6.1: GENDER BASED VIOLENCE REFERRED CASES HANDLED BY DIFFERENT ORGANIZATIONS IN CROSS RIVER STATE, 2021-2024.**

YEAR	WOMEN DOCTORS	HUMAN RIGHT	NAPTIP	FIDA/JUSTICE	BRCI	YOUTH FRIENDLY	S. WELF	POLICE	PSYCHIA-TRIC HOSP	ONGOING	ABANDONED
<b>2021</b>	1	4		16	7	3	13	2		17	
<b>2022</b>	0	2	4	38	4	1	11	7	1	6	14
<b>2023</b>	0	0	0	22	0	0	11	8	0	6	19
<b>2024</b>	0	0	0	14	1	1	5	2	0	0	15

**Source:** Gender Based Violence Prevention and Response Centre, Calabar

**TABLE 6.2: NUMBER OF PEOPLE THAT BENEFITED FROM CONDITIONAL CASH TRANSFER IN CROSS RIVER STATE BY SEX AND LOCAL GOVERNMENT AREA, 2021– 2024.**

LOCAL GOVERNMENT AREA	2021			2022			2023			2024		
	M	F	T	M	F	T	M	F	T	M	F	T
ABI	NA	NA	NA	NA	NA	NA	NA	NA	NA	NA	NA	NA
AKAMKPA	NA	NA	NA	NA	NA	NA	NA	NA	NA	NA	NA	NA
AKPABUYO	NA	NA	NA	NA	NA	NA	NA	NA	NA	NA	NA	NA
BAKASSI	NA	NA	NA	NA	NA	NA	NA	NA	NA	NA	NA	NA
BEKWARRA	NA	NA	NA	NA	NA	NA	NA	NA	NA	NA	NA	NA
BIASE	NA	NA	NA	NA	NA	NA	NA	NA	NA	NA	NA	NA
BOKI	NA	NA	NA	NA	NA	NA	NA	NA	NA	NA	NA	NA
CALABAR MUNICIPALITY	NA	NA	NA	NA	NA	NA	NA	NA	NA	NA	NA	NA
CALABAR SOUTH	NA	NA	NA	NA	NA	NA	NA	NA	NA	NA	NA	NA
ETUNG	NA	NA	NA	NA	NA	NA	NA	NA	NA	NA	NA	NA
IKOM	NA	NA	NA	NA	NA	NA	NA	NA	NA	NA	NA	NA
OBANLIKU	NA	NA	NA	NA	NA	NA	NA	NA	NA	NA	NA	NA
OBUBRA	NA	NA	NA	NA	NA	NA	NA	NA	NA	NA	NA	NA
OBUDU	NA	NA	NA	NA	NA	NA	NA	NA	NA	NA	NA	NA
ODUKPANI	NA	NA	NA	NA	NA	NA	NA	NA	NA	NA	NA	NA
OGOJA	NA	NA	NA	NA	NA	NA	NA	NA	NA	NA	NA	NA
YAKURR	NA	NA	NA	NA	NA	NA	NA	NA	NA	NA	NA	NA
YALA	NA	NA	NA	NA	NA	NA	NA	NA	NA	NA	NA	NA
<b>TOTAL</b>	NA	NA	NA	NA	NA	NA	NA	NA	NA	NA	NA	NA

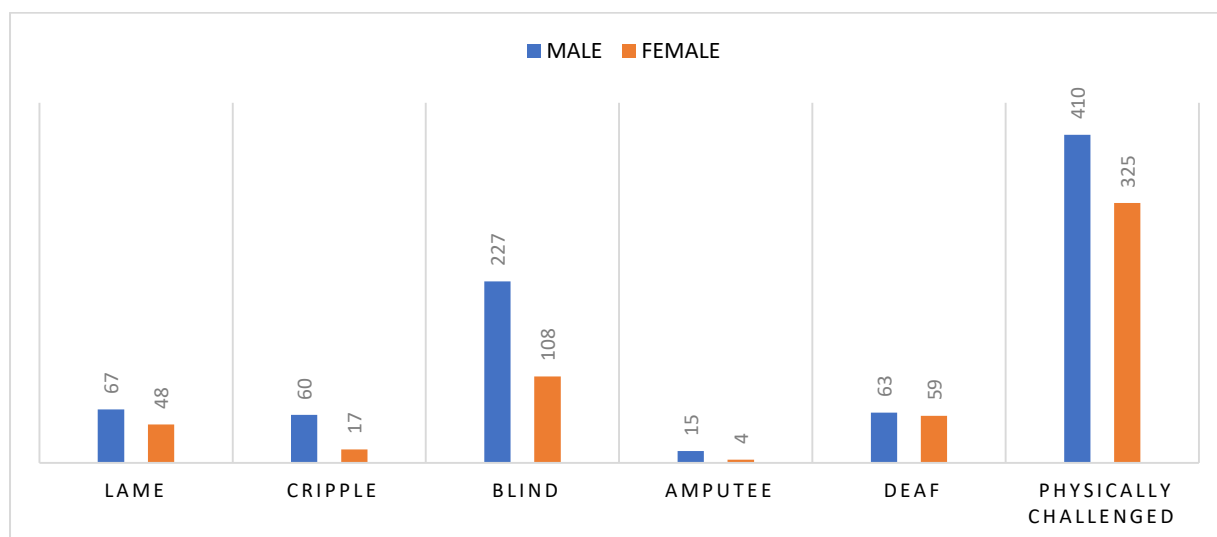
**Source:** Cross River State Ministry of Humanity and Social Welfare, Calabar.

**TABLE 6.3: WOMEN EMPOWERMENT INITIATIVES STATISTICS IN CROSS RIVER STATE, 2021-2024.**

YEAR	LGA	EMPOWERMENT INITIATIVE	NO OF BENEFICIARY	EMPOWERMENT ITEMS
2021	18 Local Government	Federal Ministry Of Women Affairs	150	Sewing Machines, Grinding Machine And Popcorn Machine
2022	Calabar	1	60	Sewing And Hairdressing
	Obanliku	1	500	Sewing And Hairdressing
2023	-	-	-	-
2024	-	-	-	-

**Source:** Cross River State Ministry of Women Affairs, Calabar.

**FIGURE 6.2: NUMBER OF PERSONS LIVING WITH DISABILITY IN CROSS RIVER STATE BY TYPE, SEX AND LOCAL GOVERNMENT AREA, 2023.**



**Source:** National Joint Association of Persons with Disability, Cross River State Chapter.

**SECTION 7: NATURAL RESOURCES**

**TABLE 7.1: MINERAL DEPOSITS IN CROSS RIVER STATE BY LOCATION AND TYPE**

<b>S/NO.</b>	<b>LOCAL GOVERNMENT AREA</b>	<b>TYPE OF SOLID MINERAL(S)</b>	<b>LOCATION</b>
1.	ABI	Quartz	Adadama
		Quartz	Itigidi
		Quartz	Ekureku (Itigeve)
2.	AKAMKPA	Limestone	Mfamosing, Mbobui
		Iron Ore	Mbobui, Mfamosin, Nyaje and Abung
		Manganese	Oban, Akin and Nyaje
		Tourmaline	Small Iwuru and Akwa Ibami
		Cassiterite	Abung and Akwa Ibami
		Tantalite	Akwa Ibami
		Feldspar	Small Iwuru and Nyaje
3.	AKPABUYO	Quartz	Idundu, Esuk Ekpo Eyoh and Ifondo
4.	BAKASSI		
5.	BEKWARRA	Olivine Basalt	Gakim
		Kaoloin	Abochiche
		Salt	Ijobor
		Clay	Beten
		Granite	Afrike
6.	BIASE	Tourmaline	Big Iwuru, Akpet and Umai
		Barite	Akpet 1, Agwagune and Ibogo
		Quartz	Agwagune, Okurike, Ikot Okpora and Etono Central
		Clay	Betem
		Lepidolite	Akpet, Umai and Akparavuni
7.	BOKI	Granite	Kakwagom
		Iron Ore	Iso Bendege
8.	CALABAR MUNICIPALITY	Kaolin	Ikot Effanga and Ikot Omin
		Quartz	Ikot Omin, Idundu and Akai Efa Ravin

**TABLE 7.2: DISTRIBUTION OF LAKES, RIVERS AND ISLAND IN CROSS RIVER STATE, 2024.**

S/N	LOCAL GOVERNMENT AREA	RIVER		LAKE		ISLAND	
		NAME	LOCATION	NAME	LOCATION	NAME	LOCATION
1.	ABI	i. Cross River ii. Aboine Asu River		Ehoma (Ujum) Lake			
2.	AKAMKPA	Ebe River					
3.	AKPABUYO	Great Kwa River	Esuk Ekpo Eyo, Esuk Mba, Esuk Mbat				
4.	BAKASSI	Akpa Yafe River	Ikang			Kwa Island	
5.	BEKWARRA	-	-	-	-	-	-
6.	BIASE	Udip River		Bob Erei, Ibini, Eqwebe, Ebean, Ekan, Ekwo & Ehoma (Ujum)	Bob Erei, Ibini, Eqwebe, Ebean, Ekan, Ekwo & Ehoma (Ujum)	Umon Island	Umon
7.	BOKI	Oyi River					
8.	CALABAR MUNICIPALITY	i. Great Kwa River ii. Calabar River	i. Esuk Atu, Ikot Effanga, Akim Qua Town ii. Ikot Ansa, Ekorinim, Esuk Utan, Cohbam Town				
9.	CALABAR SOUTH	i. Great Kwa River ii. Calabar River				James Island	
10.	ETUNG	Cross River	Ajassor				
11.	IKOM	Afi River					
12.	OBANLIKU	Magbe River					
13.	OBUDU						
14.	OBUBRA						
15.	ODUKPANI	i. Cross River ii. Calabar River iii. Enyong River		Ukwa Lake	Ukwa		
16.	OGOJA						
17.	YAKURR	Udip River					
18.	YALA	Mfum River		Salt Lake			

**Source:** Cross River State Geographic Information Agency, Calabar.

**TABLE 7.3: LAND FORMS IN CROSS RIVER STATE BY LOCAL GOVERNMENT AREA.**

S/NO.	LOCAL GOVERNMENT AREA	ISLAND		HILL		PLATEAU		MOUNTAIN	
		NAME	LOCATION	NAME	LOCATION	NAME	LOCATION	NAME	LOCATION
1.	ABI								
2.	AKAMKPA			Oban Hills					
3.	AKPABUYO								
4.	BAKASSI	Kwa Island							
5.	BEKWARA								
6.	BIASE	Umon Island	Umon						
7.	BOKI			Batang Agba Hill	Boki North				
8.	CALABAR MUNICIPALITY								
9.	CALABAR SOUTH	James Island							
10.	ETUNG								
11.	IKOM			Ekabokon Hill	Ikom Urban			Afi Mountain	Afi
12.	OBANLIKU							Obudu Mountain Resort	
13.	OBUBRA								
14.	OBUDU							Obudu Mountain Resort	
15.	ODUKPANI								
16.	OGOJA								
17.	YAKURR								
18.	YALA								

**Source:** Cross River State Geographic Information Agency, Calabar.

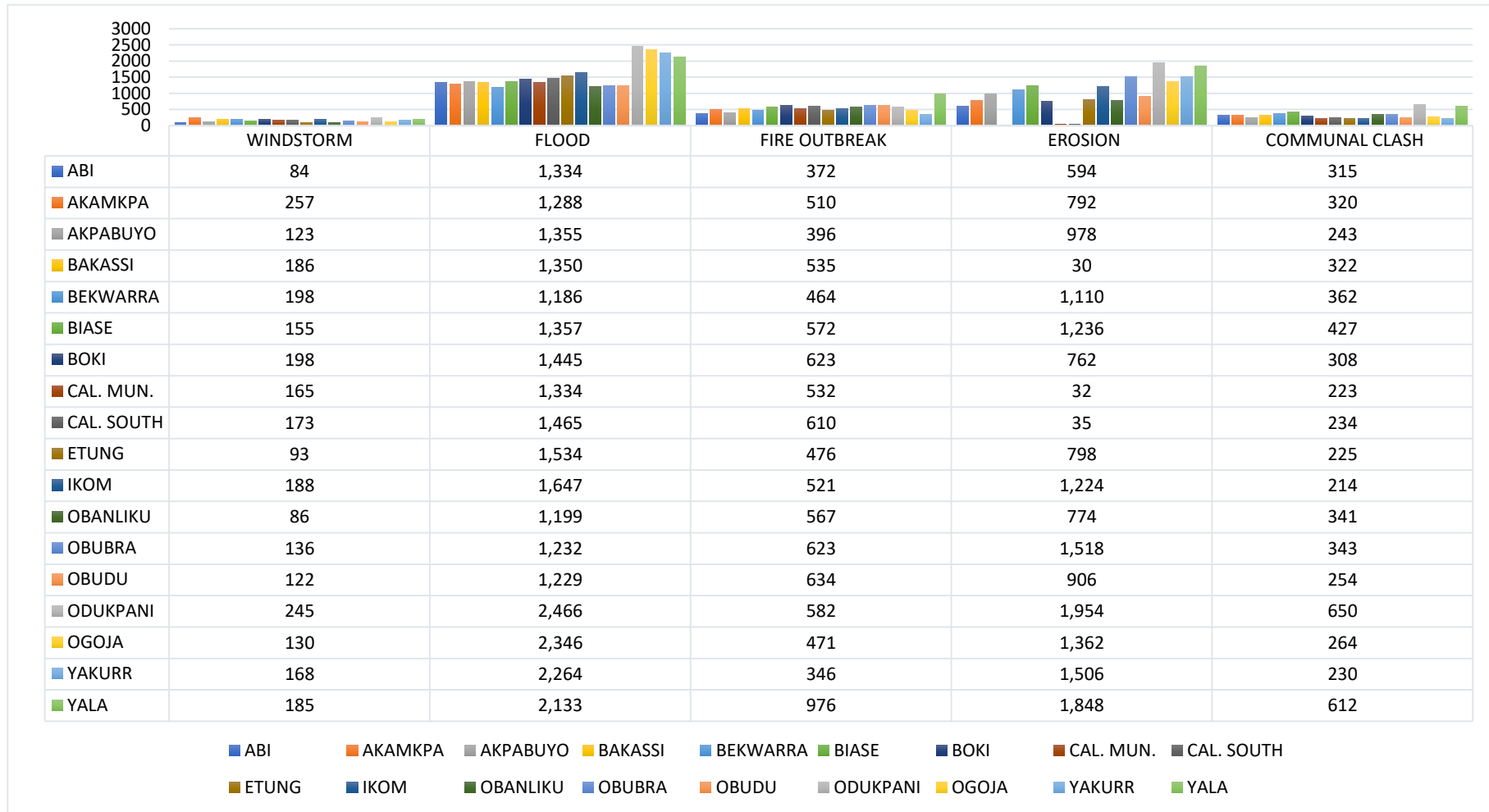
**SECTION 8: DISASTER PROFILE**

**TABLE 8.1: DISTRIBUTION OF DISASTER PROFILE BY TYPES AND NUMBER OF PERSONS AFFECTED 2021-2024.**

DISASTER TYPE	2021			2022			2023			2024		
	Male	Female	Children	Male	Female	Children	Male	Female	Children	Male	Female	Children
Windstorm	12,303	14,371	18,869	12,643	14,598	19,349	14,565	17,696	20,389	21,616	28,826	36,888
Flood	12,481	15,559	15,903	12,499	15,582	15,931	31,353	43,142	60,843	38,831	44,732	61,525
Landslide/ Erosion	2,496	2,786	3,043	3,601	4,007	4,406	5,000	5,255	7,600	5,063	5,355	7,715
Fire	11,335	12,416	15,447	11,359	12,440	15,469	13,199	15,838	19,805	15,912	17,313	19,651
Communal Clash	9,901	13,292	14,565	12,826	16,278	18,042	10,426	15,643	21,903	11,990	16,496	21,515
Total												

**Source:** Cross River State Emergency Management Agency, Calabar

**FIGURE 8.1: DISTRIBUTION OF DISASTER ON FARMLAND BY TYPE AND LOCAL GOVERNMENT AREA, 2024.**



Source: State Emergency Management Agency

**TABLE 8.2: NUMBER OF FIRE OUTBREAKS IN CROSS RIVER STATE BY NATURE OF OUTBREAK, 2021 – 2024.**

Year	Nature Of Fire Outbreak			Total
	Electricity	Arson	Carelessness	
2021	7		5	12
2022	3	1	1	5
2023	1	1	3	5
2024	4	1	6	11

**Source:** Cross River State Fire Service, Calabar.

**TABLE 8.3: INFLUX OF REFUGEES FROM CAMEROON BY SEX AND AGE GRADE, 2022-2024**

YEAR	0-4		5-11		12-17		18-59		60 & above		TOTAL
	F	M	F	M	F	M	F	M	F	M	
2022	5,244	4,074	5,110	4,671	2,383	2,491	5,783	6,872	854	367	37,884
2023	2,119	1,871	1,937	1,491	1,366	1,566	3,703	3,039	612	294	18,000
2024	5,158	4,486	5,262	5,387	3,112	4,041	7,898	8,592	854	651	45,439
TOTAL	12,521	10,431	12,299	11,549	6,861	8,098	17,384	18,503	2320	1312	

**Source:** State Emergency Management Agency

## SECTION 9: SOCIAL INDICES

**TABLE 9.1: DISTRIBUTION OF COMMUNITY BASED POVERTY REDUCTION PROJECTS IN CROSS RIVER STATE BY LOCAL GOVERNMENT AREA, 2022-2024**

S/N	LOCAL GOVT. AREA	YEAR		
		2022	2023	2024
1	ABI	0	2	0
2	AKAMKPA	0	0	2
3	AKPABUYO	0	0	2
4	BAKASSI	0	0	5
5	BEKWARRA	2	2	0
6	BIASE	0	0	0
7	BOKI	0	0	0
8	CAL. MUN.	0	2	3
9	CAL. SOUTH	2	4	0
10	ETUNG	2	0	0
11	IKOM	2	2	1
12	OBANLIKU	0	4	0
13	OBUBRA	0	4	0
14	OBUDU	2	8	0
15	ODUKPANI	2	0	7
16	OGOJA	0	0	1
17	YAKURR	0	0	0
18	YALA	2	0	0
	TOTAL	14	28	21

**Source:** Cross River State Community and Social Development Agency, Calabar

**TABLE 9.2: DISTRIBUTION OF PERSON SELECTED FROM THE SOCIAL REGISTER OF POOR AND VULNERABLE TO OTHER PROGRAMS BY SEX AND LGA, 2022-2024.**

S/N	LOCAL GOVT. AREA	YEAR								
		2022			2023			2024		
		M	F	TOTAL	M	F	TOTAL	M	F	TOTAL
1	ABI	2432	4692	7124	323	565	888	-	-	-
2	AKAMKPA	2663	4990	7653	483	709	1192	-	-	-
3	AKPABUYO	1756	3222	4978	436	763	1199	-	-	-
4	BAKASSI	1077	2004	3081	307	354	661	-	-	-
5	BEKWARRA	4165	8182	12347	334	417	751	-	-	-
6	BIASE	3620	7023	10643	409	432	841	-	-	-
7	BOKI	1977	3701	5678	531	659	1190	-	-	-
8	CAL. MUN.	2218	4365	6583	367	1192	1559	-	-	-
9	CAL. SOUTH	1320	2463	3783	416	970	1386	-	-	-
10	ETUNG	3843	7350	11193	453	621	1074	-	-	-
11	IKOM	2103	3920	6023	489	678	1167	-	-	-
12	OBANLIKU	2108	3892	6000	464	529	993	-	-	-
13	OBUBRA	4910	9420	14330	649	796	1445	-	-	-
14	OBUDU	2133	3904	6037	551	791	1342	-	-	-
15	ODUKPANI	1034	1862	2896	420	504	924	-	-	-
16	OGOJA	1468	2795	4263	322	586	908	-	-	-
17	YAKURR	3170	5831	9001	738	762	1500	-	-	-
18	YALA	2568	4930	7498	489	467	956	-	-	-
	TOTAL	44,565	84,546	129,111	8,181	11,795	19,976	-	-	-

**Source:** CR-SOCU

**TABLE 9.3: CRIME AND OFFENCES REPORTED TO THE POLICE IN CROSS RIVER STATE BY TYPE, 2022-2024.**

S/NO	CRIMES	NUMBER/REPORTED		
		2022	2023	2024
1.	Murder	44	59	57
2.	Manslaughter	-	-	-
3.	Attempted Murder	9	13	10
4.	Suicide	-	-	--
5.	Grievous Harm / Wounding	3	1	3
6.	Assault	10	25	13
7.	Child Stealing	2	1	4
8.	Slave Dealing	-	-	-
9.	Rape/Assault	63	53	58
10.	Kidnapping	-	5	3
11.	Unnatural Offences	1	2	-
12.	Other Offences Against Person	91	76	77
13.	Armed Robbery	20	23	30
14.	Demanding With Menages	-	-	-
15.	Theft And Other Stealing	49	62	70
16.	Burglary	-	3	5
17.	House Breaking	-	2	-
18.	Store Breaking	3	2	
19.	False Pretence/Cheating	27	25	33
20.	Forgery	3	1	2
21.	Receiving Stolen Property	4	7	5

**Source:** Nigerian Police Force Headquarters, Cross River State Command, Calabar

**TABLE 9.4: AGE DISTRIBUTION OF CRIME OFFENDERS IN CROSS RIVER STATE BY SEX, 2022-2023.**

AGE GROUP	2022			2023		
	MALE	FEMALE	TOTAL	MALE	FEMALE	TOTAL
0-17	332	194	526	296	154	450
18-60	3,401	504	3,905	2,982	426	3,408
61 AND ABOVE	562	29	591	394	76	470
<b>TOTAL</b>	<b>4,295</b>	<b>727</b>	<b>5,022</b>	<b>3,672</b>	<b>656</b>	<b>4,328</b>

**Source:** Nigerian Police Force Headquarters, Cross River State Command, Calabar

## SECTION 10: COMMUNICATION

**TABLE 10.1: MAILS/PARCELS DISPATCHED IN CROSS RIVER STATE BY LOCAL GOVERNMENT AREA, 2022 – 2023**

S/N	LOCAL GOVT. AREA	2022				2023			
		NO OF MAILS		NO. OF WOOD PARCELS		NO OF MAILS		NO. OF WOOD PARCELS	
		INTERNATIONAL	DOMESTIC	INTERNATIONAL	DOMESTIC	INTERNATIONAL	DOMESTIC	INTERNATIONAL	DOMESTIC
1	ABI	1	2			-	2		
2	AKAMKPA	3	2			2	8		
3	AKPABUYO	1	1			-	3		
4	BAKASSI		-			-	-		
5	BEKWARRA		1			-	2		
6	BIASE	1	1			1	2		
7	BOKI	1	3			4	4		
8	CAL. MUN	44	2,111			6	40		
9	CAL. SOUTH	17	20			12	70		
10	ETUNG	5				1	4		
11	IKOM	15	80			13	24		
12	OBANLIKU	2	6			3	-		
13	OBUBRA	3	10			3	2		
14	OBUDU	7	10			7	1		
15	ODUKPANI		3			-	5		
16	OGOJA	15	129			6	5		
17	YAKURR	8	70			10	30		
18	YALA	5	10			2	1		
	TOTAL	128	2,459			70	203		

**Source:** NIGERIAN POSTAL SERVICE, CALABAR

**TABLE 10.2: NUMBER OF POST OFFICE BOXES AND PRIVATE MAIL BAGS AVAILABLE AND RENTED IN CROSS RIVER STATE BY LOCAL GOVERNMENT AREA, 2022 – 2023.**

S/NO.	LOCAL GOVERNMENT AREA	2022				2023			
		NO. OF BOXES AVAILA BLE	NO. OF BOXES RENTED	NO. OF BOXES NOT RENTED	PMB REN TED	NO. OF BOXES AVAILA BLE	NO. OF BOXES REN TED	NO. OF BOXES NOT RENTED	PMB RENTED
1.	ABI	100	49	51		100	49	51	1
2.	AKAMKPA								
3.	AKPABUYO								
4.	BAKASSI								
5.	BEKWARRA								
6.	BIASE	100	11	89		100	11	89	
7.	BOKI	600	76	524		600	76	524	
8.	CAL. MUN.	4000	292	3,708		4,000	292	3,708	10
9.	CAL. SOUTH	4,098	3,202	896		4,098	3,202	896	386
10.	ETUNG	100	25	75		100	25	75	-
11.	IKOM	950	800	150		950	800	150	48
12.	OBANLIKU								
13.	OBUBRA	148	133	15		148	133	15	11
14.	OBUDU	1,048	399	649		1,048	399	649	28
15.	ODUKPANI	600	16	584		600	16	584	
16.	OGOJA	1,048	595	453		1,048	595	453	67
17.	YAKURR	1000	276	724		1,000	276	724	13
18.	YALA								
	TOTAL	13,792	5,874	7,918		13,792	5,874	7,918	564

**Source:** NIGERIAN POSTAL SERVICE, CALABAR

## SECTION 11: CIVIL SOCIETY

**TABLE 11.1: CIVIL SOCIETY ORGANIZATIONS IN CROSS RIVER STATE AND THEIR OFFICE ADDRESS**

1.	Great Thinkers Educational Empowerment Initiatives	65 MCC Road, Calabar
2.	Empire Women Development Initiative	6 Obutobed street
3.	Abomedlub Nwang Foundation	Nwang Hill
4.	Boki Conservation foundation	65 Ndidem Usang Iso Road
5.	Environmental Degradation Organization of Nigerial	
6.	ATK Foundation	117 Enyima-Omin, 8 Miles, Calabar
7.	The Cider Foundation	Bisu, Anwanade Close, Obanliku
8.	Arise Nigerian Youth	95 Calabar Road, Calabar
9.	Concerned Tailors and Seamstresses Association	Akamba Hotels, 8 Miles, Calabar
10.	Loaders and Offloaders	Ikot Nsisuk, Calabar
11.	Olum Women Confideration Group	65 Ndedem Usnag Iso Road, Calabar
12.	Tech Action for New Knowledge	75/49 IBB Way, Calabar
13.	Empire Women and Human Rights Development Organization	7 Achibong Eso Street, Calabar
14.	Citizen for Environment Safety	Kasuk Island, Akai Effa, Calabar
15.	Cross River State Movement for Good Governance	Airport Field, Calabar
16.	New Hope for Promotion Gospel Mission Directorate	Alesi Community, Ikom
17.	The Riders	48 IBB Way, Calabar
18.	Ukalu Development Union, Calabar	Down Pipeline, Ekorinim, Calabar
19.	Rural Africa Industrial Skills & Empowerment Foundation	Idum, Mbube, Ogoja
20.	Africa Environment Plus Rights Action Alliance	8B Duke Town Drive, Calabar
21.	Human Support Services	2 Effangha Mkpa Street, SHE, Cal.
22.	Association of Gas Pipeline Host Communities of Odukpani and Akpabuyo Local Government Areas, Cross River State.	35 Ediba Road, Calabar.
23.	Biakwan Development Watch	Biakwan - Boki
24.	Mbube East Forum	Timothy Bus stop, Behind Winners Chapel, M/M H/way, Calabar.
25.	Loaders and OffLoaders	5 Ikot Nsisuk
26.	Olum Women Conservation Group	65 Ndidem Usang Iso Road, Calacar
27.	Buanchor Women Conservation Initiative.	65 Marian Road, Calabar.
28.	Katabang Women Conservation Foundation.	65 Marian Road, Calabar.
29.	Think and Act Right Initiative	Plot 1 Otu Ansa Layout, Calabar.
30.	Green Aid Africa	8 Ansa Effiom Street, Henshaw Town, Calabar
31.	Olum Women Initiative for sustainable Environment	Olum - Boki
32.	Association of Egbe Women in Diaspora	1A Calabar ariver Street, Basin Town, Calabar.
33.	Make a Nice Name Foundation	Plot 122 Ibom Layout, Calabar.
34.	Teacher's Funding Co-operation	Govt. Science School, Egbe Mbube, Ogoja
35.	Obudu Ranch Landlord Communities Dev. Association	Kejuko Village, Obudu Ranch Resort, Obanliku.
36.	Provident Association for Development of Rural Communities	6 Assemblies of God Close, Off MCC Road, Calabar
37.	Rural Development Centre, Calabar	80 Goldie Street, Calabar
38.	Men's Alliance for Gender Justice	Plot 68, Asari Eso Layout, Calabar.

**Source:** Department of Civil Society and Non-Governmental Organizations, Governor's Office, Calabar.

## SECTION 12: CLIMATE CHANGE

**TABLE 12.1: INSTITUTIONS DEALING WITH CLIMATE CHANGE IN CROSS RIVER STATE**

S/NO.	NAME OF INSTITUTION	ACTIVITY	LOCATION	REMARKS
1.	Ministry of Environment	Awareness creation, Environmental Sanitation, Refuse collection and disposal	Across the State	Heathy Environment, Recovery of Government Green Land Area
2.	Forestry Commission	Defforestation/Afforestation, Enforcement of Forest Regulations	Across the State	Preservation of Natural Forest, Regeneration of Forest.
3.	Ministry of Water Resources	Water Resource Management	Across the State	Clean Accessible water, Water Sanitation and Hygiene
4.	Ministry of Agriculture, Crops and Irrigation Development	Train the farmers on the best management practices with little impact on vegetation produce, Agric-services, Verterinary Services, Livestock, etc.	Across the State	Food Availability/Security.

**Source:** State Bureau of Statistics, Calabar

## SECTION 13: DEVELOPMENT PARTNERS

**TABLE 13.1: DONORS INTERVENTIONS IN CROSS RIVER STATE, 2022 – 2024**

S/N	NAME OF DONOR AGENCY	PROJECT/PROGRAMME/MANDATE	REMARKS
1	World Bank	APEALS-Enhance agricultural activity of small and medium scale farmers and improve value addition along priority value chains (cocoa, rice and poultry) in Cross River State	Project ended September 2023
		Nigeria Erosion and Watershed Management Project (NEWMAP)- Reduce vulnerability to soil erosion in targeted sub-watersheds	Phase One ran from 2013-2022
		FADAMA III- Increase the income of users of land and water resources anchored on cassava value chain and link to organized markets through offtakers	Project is one of the delivery platforms for NG-CARES
		National Social Safety Nets Coordinating Office (NASSCO)- Increase access of the poor and vulnerable to youth employment opportunities, social services and strengthened Safety Net System	The Project transited from YESSO
2	NG-CARES	Protect livelihoods and food security of poor and vulnerable families and facilitate recovery of local economic activity	Programme is ended. Next Phase expected
		Community and Social Development Project Improve access of poor and vulnerable people to social and natural resource infrastructure services in the State	Project is one of the delivery platforms for NG-CARES
3	FGN/IFAD LIFE-ND	Enhance incomes, food security and job creation for rural youth and women through agri-enterprise development on a sustainable basis	Project ended Dec 2024. Second Phase to commence soon
4	UN System (UNFPA, UNICEF, etc)	Peace, Dignity and Equality on a Healthy Planet	Programme framework ended 2022
5	CUSO International	Advance gender equality and social inclusion; improve economic resilience, and deliver progress on climate action	Ongoing

**Source:** Ministry of International Donor Coordination (MIDC)

## SECTION 14: RELIGIOUS LANDSCAPE

**TABLE 14.1: SOME RELIGIOUS ORGANISATIONS IN CROSS RIVER STATE**

S/N	CHRISTIAN CHURCHES	ISLAMIC MOSQUES	OTHERS
1	A.M.E. Zion Church	Central Mosque	The Rosicrucian Order (AMORC)
2	African Apostolic Mission	Izala Mosque	The Eckankar
3	Assemblies of God	Central Mosque	
4	The Rosicrucian Order (AMORC)	Abakpa Central Mosque	
8	All Nation for Christ	Army Barracks Central Mosque	
	Eckankar	Ikom Central Mosque	
	Living Gospel Bible Church	Mfum Central Mosque	
	Lutheran Church	Army Barracks Central Mosque	
	Methodist Church Of Nigeria	Bekwarra Central Mosque	
	Miracle Life Bible Church	Ugep Central Mosque	
	Mount Zion Light House Full Gospel Church	Okundi Central Mosque	
	Mount Zion Church	Nko Central Mosque	
	Mountain Of Fire and Miracle Ministries	Okuku Central Mosque	
	Mountain Of God Mission	Yala Central Mosque	
	Mountain Of Grace Ministry	Akamkpa Central Mosque	
	Open Bible Standard	Awi Central Mosque	
	New Covenant Bible Church	Obubra Central Mosque	
	Omega Of Power Bible Mission	Iwuru Central Mosque	
	Pillar Of Truth Christian Centre		
	Awesome Grace Church		
	Power City		
	Promise Land Zion Gospel Church		
	Qua Ibo Church		
	Redeem Christian Church		
	Revival Vally Int'l Ministry		
	Redeemed People Glorious Ministry		
	Restoration Ministries Int'l Church		
	Revelation Ministries		

	Salvation Army		
	Sanctified Mount Zion Church Of Nigeria		
	Seventh Day Anventist		
	Shalom Chapel		
	The African Apostolic Christ		
	The Apostolic Church		
	The African Church		
	The Brooks Church		
	Chapel of Grace		
	The Church of Jesus Christ of Latter Days Saint		
	The Lord's Porch		
	The Methodist Church		
	The Mount Zion Church of Christ		
	The Presbyterian Church of Nigeria		
	The Lords Chosen Church		
	Banner of God's Grace		
	Bible Christian Crusaders' Mission		
	Brotherhood of the Cross and Star		
	Bible Baptist Church		
	Believers Bible		
	Christian Central Chapel Int'l		
	Cathedral of the Holy Trinity		
	Christ Embassy		
	Christ For the World Mission		
	Christ Chosen Church of God		
	Christ Faith Church Int'l		
	Christ Faith Mission		
	Christ Glorious Assembly		
	Christ Glorious Ministries		
	Christ Life Gospel Church		
	Christ Power Miracle		
	Christ Salvation Church		
	Christ The Redeemer Church of God		
	Christian Pentecostal Mission Int.		
	Christ Chosen Church		
	Church of Christ		
	Church of God Mission		
	Deeper Life Church		
	Deliverance Ministries Chapel		
	Deliverance Ministry		

	Endtimes Christian Ministries Int'l		
	First Baptist Church		
	Four Square Gospel Church		
	Full Gospel Church of God		
	God's Heritage Church		
	Gold City Gospel Ministry		
	Gate Way Baptist Church		
	Glorious Assembly Ministries		
	Gospel Foundation Ministries Int'l		
	Great Harvest Bible Centre		
	Greater Works Bible Church (G.W.B.C) City		
	Hope of Glory Church Int'l		
	House of Victory Bible Ministries		
	House on The Rock		
	Intercessors Bible Mission		
	Independent Baptist Church		
	Jesus Action Ministries		
	Kingdom Hall of Jehovah Witness		
	Latter Days Saint		
	Liberation Christian Chapel Int'l		
	Liberty Gospel Church		
	Light Crusaders Mission		
	The Voice of God Chapel		
	The Redeemed Christian Church		
	The Redeemed Evangelical Mission (Trem)		
	The Roman Catholic Church		
	The Royal Banner of God Misson		
	The Shepherd Family Ministries		
	The United Church of Christ (UCC) Foundation of Peace		
	Triumphant Chapel		
	Tower of Redemption Bible Church		
	Tower of Salvation Ministries		
	Trinity International Centre		
	Truth And Life Church Int. Inc		
	Universal Christ Mission		

**Source:** Department of Religious Matters, Governor's Office, Calabar.

**TABLE 14.2: NUMBER OF CHRISTIAN PILGRIMS BY LOCAL GOVERNMENT AND SEX IN CROSS RIVER STATE, 2021-2023.**

S/N	LOCAL GOVERNMENT	2022			2023		
		MALE	FEMALE	TOTAL	MALE	FEMALE	TOTAL
1	ABI	Nil	Nil	Nil	3	2	5
2	AKAMKPA	Nil	Nil	Nil	3	3	6
3	AKPABUYO	Nil	Nil	Nil	3	2	5
4	BAKASSI	Nil	Nil	Nil	0	1	1
5	BEKWARA	Nil	Nil	Nil	-	-	-
6	BIASE	Nil	Nil	Nil	4	2	6
7	BOKI	Nil	Nil	Nil	10	5	15
8	CALABAR MUN.	Nil	Nil	Nil	1	-	1
9	CALABAR SOUTH	Nil	Nil	Nil	8	2	10
10	ETUNG	Nil	Nil	Nil	-	-	-
11	IKOM	Nil	Nil	Nil	2	2	4
12	OBANLIKU	Nil	Nil	Nil	3	3	6
13	OBUBRA	Nil	Nil	Nil	-	-	-
14	OBUDU	Nil	Nil	Nil	4	2	6
15	ODUKPANI	Nil	Nil	Nil	1	1	2
16	OGOJA	Nil	Nil	Nil	6	6	12
17	YAKURR	Nil	Nil	Nil	2	1	3
18	YALA	Nil	Nil	Nil	3	2	5
19	NON-INDIGENE	Nil	Nil	Nil	1	2	3
	TOTAL	Nil	Nil	Nil	54	36	90

Source: Department of Religious Matters, Governor's Office, Calabar

**TABLE 14.3: NUMBER OF MUSLIM PILGRIMS IN CROSS RIVER STATE BY SEX AND LOCAL GOVERNMENT AREA, 2022-2023.**

S/N	LOCAL GOVERNMENT	2022			2023		
		MALE	FEMALE	TOTAL	MALE	FEMALE	TOTAL
1	ABI	-	-	-	-	-	-
2	AKAMKPA	-	-	-	3	-	3
3	AKPABUYO	-	-	-	-	-	-
4	BAKASSI	-	-	-	-	-	-
5	BEKWARA	-	-	-	-	-	-
6	BIASE	-	-	-	4	-	4
7	BOKI	-	-	-	1	-	1
8	CALABAR MUN.	15	5	20	15	5	20
9	CALABAR SOUTH	7	4	11	7	4	11
10	ETUNG	-	-	-	-	-	-
11	IKOM	2	3	5	2	3	5
12	OBANLIKU	-	-	-	-	-	-
13	OBUBRA	-	-	-	1	-	1
14	OBUDU	-	-	-	5	1	6
15	ODUKPANI	-	-	-	-	-	-
16	OGOJA	4	5	9	7	5	12
17	YAKURR	-	2	2	-	2	2
18	YALA	-	-	-	5	-	5
19	NON-INDIGENE	-	-	-	-	-	-
	TOTAL	28	19	47	50	20	70

**Source:** Department of Religious Matters, Governor's Office, Calabar

## SECTION 15: YOUTH EMPOWERMENT

**TABLE 15.1: YOUTH EMPOWERMENT BY TYPE OF SKILLS AND SEX, 2021-2024**

S/NO	TYPE OF SKILL	2021			2022			2023			2024		
		MALE	FEMALE	TOTAL	MALE	FEMALE	TOTAL	MALE	FEMALE	TOTAL	MALE	FEMALE	TOTAL
1	MASONRY	0	0	0	25	0	25	0	0	0	0	0	0
2	REFRIGERATOR AND AIR CONDITION REPAIRS	0	0	0	48	0	48	0	0	0	0	0	0
3	WELDING AND FABRICATION	0	0	0	30	0	30	0	0	0	60	0	60
4	ELECTRICALS/ ELECTRONICS	0	0	0	32	0	32	0	0	0	100	0	100
5	CARPENTRY	0	0	0	20	0	20	0	0	0	0	0	0
6	ELECTRONICS INSTALLATION & REPAIRS	0	0	0	0	0	0	0	0	0	38	2	40
7	FASHION/DESIGN	0	0	0	0	0	0	0	0	0	40	60	100
8	AFRICAN TECHNOLOGY INNOVATIVE SKILLS	0	0	0	0	0	0	0	0	0	15	5	20
9	ICT	0	0	0	0	0	0	0	0	0	700	300	1000
10	INFORMATION AND TECHNOLOGY (GIRLS-IN-TECH)	0	0	0	0	0	0	0	0	0	0	20	20
11	ADVANCED TECHNOLOGY SKILL	0	0	0	0	0	0	0	0	0	90	10	100
12	BLOCK CHAIN TECHNOLOGY	0	0	0	0	0	0	35	15	50	0	0	0
13	ENTERPRENEURAL SKILLS WITH POS MACHINES	0	0	0	0	0	0	0	0	0	100	100	200
14	PRODUCT SALES & MARKETING	0	0	0	0	0	0	0	0	0	9	6	15
15	ARO-ALLIED BUSINESS	0	0	0	0	0	0	0	0	0	80	120	200
16	AGRICULTURE SKILLS	0	0	0	0	0	0	0	0	0	13	7	20
	<b>TOTAL</b>	<b>0</b>	<b>0</b>	<b>0</b>	<b>155</b>	<b>0</b>	<b>155</b>	<b>35</b>	<b>15</b>	<b>50</b>	<b>1245</b>	<b>630</b>	<b>1875</b>

**Source:** Ministry of Youth Development and Skill Acquisition, Calabar

**TABLE 15. 2: NG. CARES INTERVENTION IN CROSS RIVER STATE BY SEX AND LOCAL GOVERNMENT AREA, 2021-2024**

S/NO	TYPE OF SKILL	2021			2022			2023			2024		
		MALE	FEMALE	TOTAL	MALE	FEMALE	TOTAL	MALE	FEMALE	TOTAL	MALE	FEMALE	TOTAL
1	ABI	0	0	0	72	73	145	145	142	287	372	459	831
2	AKAMKPA	0	0	0	63	65	128	168	120	288	351	481	832
3	AKPABUYO	0	0	0	58	83	141	121	165	286	322	503	825
4	BAKASSI	0	0	0	63	59	122	119	92	211	207	341	548
5	BEKWARRA	0	0	0	92	64	156	199	78	277	387	452	839
6	BIASE	0	0	0	66	65	131	168	111	279	358	475	833
7	BOKI	0	0	0	56	82	138	166	119	285	326	504	830
8	CAL. MUN	0	0	0	58	89	147	356	388	744	225	603	828
9	CAL. SOUTH	0	0	0	64	84	148	338	374	712	355	690	1,045
10	ETUNG	0	0	0	66	77	143	120	114	234	323	509	832
11	IKOM	0	0	0	60	86	146	132	141	273	297	545	842
12	OBANLIKU	0	0	0	82	74	156	133	126	259	381	461	842
13	OBUBRA	0	0	0	70	76	146	148	135	283	353	501	854
14	OBUDU	0	0	0	74	70	144	186	98	284	366	485	851
15	ODUKPANI	0	0	0	80	82	162	177	122	299	323	517	840
16	OGOJA	0	0	0	67	89	156	156	130	286	330	523	853
17	YAKURR	0	0	0	77	74	151	179	118	297	339	500	839
18	YALA	0	0	0	74	66	140	184	104	288	356	506	862
	TOTAL	0	0	0	1,242	1,358	2,600	3,195	2,677	5,872	5,971	9,055	15,026

Source: Ministry of Youth Development and Skill Acquisition, Calabar

**SECTION 16: LANDS AND HOUSING**

**TABLE 16.1: CERTIFICATE OF OCCUPANCY ISSUED IN CROSS RIVER STATE BY CATEGORY, 2021-2024.**

S/NO.	YEAR	GOVERNMENT LAND OCCUPANTS			PRIVATE LAND OCCUPANTS			COOPERATE ORGANIZATION
		MALE	FEMALE	TOTAL	MALE	FEMALE	TOTAL	
1.	2021	NA	NA	NA	NA	NA	NA	NA
2.	2022	NA	NA	NA	NA	NA	NA	NA
3.	2023	20	5	25	21	5	26	8
4.	2024	4		4				1

Source: Cross River State Geographic Information Agency, Calabar

**TABLE 16.2: RESIDENTIAL AND COMMERCIAL BUILDING PLANS SUBMITTED AND APPROVED IN CROSS RIVER STATE, 2022-2024.**

YEAR	NUMBER OF APPLICATION FOR RESIDENTIAL BUILDING PLAN			NUMBER OF APPLICATION FOR COMMERCIAL BUILDING PLAN		
	SUBMITTED	APPROVED	PENDING	SUBMITTED	APPROVED	PENDING
2022	484	268	216	88	62	26
2023	809	633	176	73	55	18
2024	878	689	189	125	117	8

Source: Ministry of Urban Renewal & Development, Calabar

**TABLE 16.3: RESIDENTIAL AND COMMERCIAL SURVEY PLANS SUBMITTED AND APPROVED IN CROSS RIVER STATE, 2022-2024.**

YEAR	NUMBER OF APPLICATION FOR RESIDENTIAL LAND SURVEY PLAN			NUMBER OF APPLICATION FOR COMMERCIAL LAND SURVEY PLAN		
	SUBMITTED	APPROVED	PENDING	SUBMITTED	APPROVED	PENDING
2022	130	130		57	57	
2023	302	302		50	50	-
2024	326	326		29	29	-

Source: Office of the Surveyor-General, Calabar

**TABLE 16.4: GOVERNMENT PROPERTIES (HOUSES) UNDER THE MINISTRY OF LANDS AND URBAN DEVELOPMENT IN CROSS RIVER STATE, 2024.**

S/N	PURPOSE/USE	NO. OF UNITS	LOCATION
1	Residential Quarters: Speakers House	One (1)	State Housing Estate, Calabar.
2	Residential Quarters: Deputy Speaker House,	One (1)	State Housing Estate, Calabar.
3	Official (Office)/Commercial: CRS Boarder Commission Office/E3 Restaurant,	Six (6)	No. 9 Murtalar Mohammed Highway, Calabar
4	Residential Quarters: Judicial Quarters	One (1)	Marian Road, SHE, Calabar.
5.	Official (Office): National Tourism Service	One (1)	No. 28 Marian Road, Calabar
6.	Official (Office): CRS House/Liaison Office, Lagos	Three (3)	No. 3 Military Street, Victoria Highland, Lagos
7.	Official (Office): Okoi Arikpo House	Two (2)	No. 10 Calabar Road, Calabar.
8.	Commercial: Big Qua Shopping Mail	One (1)	No. 3 Muritalar Mohammed Highway, Calabar.

**Source:** Ministry of Lands, Calabar.

**TABLE 16.5: DISTRIBUTION OF CROSS RIVER STATE HOUSING ESTATES BY LOCAL GOVERNMENT AREA.**

S/N	LOCAL GOVERNMENT AREA	NAME OF ESTATE	NO. OF HOUSING UNIT	NO. OF BLOCKS	NO. OF PLOTS	HOUSE OWNERS		NO. OF HOUSES BUILT BY CROSS RIVER HOUSING COOPERATION /CROSPIL				
						MALE	FEMALE	1 BED ROOM	2 BED ROOM	3 BED ROOM	4 BED ROOM	5 BED ROOM
1.	AKPABUYO	Akpabuyo Estate Phase I	200	13	200	0	0	12	26	162	0	0
		Phase II	250	13	250	128	123	56	116	79	0	0
		Phase III	186	10	186	125	63	0	0	0	0	0
2.	BIASE	Akpet										
3.	CALABAR MUNICIPALITY	Federal Housing Phase I	235	14	235							
		Phase II	238	14	238							
		Phase III	199	12	199							
		State Housing Unit A	108	20	108							
		Unit B	144	18	144							
		Unit C	117	18	117							
		Unit D	155	18	155							
		Unit E	22	1	22							
		Anansa Estate	42	7	42							
		Valley Estate	16	2	16							
		Ikot Effanga Mkpa	5	1	5							
4.	IKOM	Ikomi Housing Estate Unit A	147	12	147							
		Unit B	158	17	158							
		Unit C	209	19	209							
		Unit D	170	15	170							
		Okuni Housing Estate			300							
5.	ODUKPANI	Akim Akim Estate		20	80							
		Adiabo Estate	300		300							
6.	OGOJA	Ogoja Estate	65	6	65							
7.	YAKURR	Mkpani										
		TOTAL	2,966	250	3,346	253	186	68	142	241	0	0

Source: Planning, Research and Statistics Unit, CROSPIL, Calabar

**TABLE 16.6: DISTRIBUTION OF HOUSING ESTATES IN CROSS RIVER STATE BY LOCAL GOVERNMENT AREA, 2020**

S/N O.	LOCALGOVERN MENT AREA	NO. OF ESTAT E	NO. OF HOUSI NG UNIT	NO. OF BLOC KS	NO. OF FLATS															
					OWNERSHIP															
					4 BEDROOM				3 BEDROOM				2 BEDROOM				1BEDROOM			
					DETACHED		SEMI/DET		DETACHED		SEMI/DET		DETACHED		SEMI/DET		SEMI/DET		TERRACE	
MA LE	FEMA LE	MA LE	FEMA LE	MA LE	FEMA LE	MA LE	FEMA LE	MA LE	FEMA LE	MA LE	FEMA LE	MA LE	FEMA LE	MA LE	FEMA LE	MA LE	FEMA LE	MA LE	FEMA LE	
1.	ABI	-	-	-	-	-	-	-	-	-	-	-	-	-	-	-	-	-	-	-
2.	AKAMKPA	-	-	-	-	-	-	-	-	-	-	-	-	-	-	-	-	-	-	-
3.	AKPABUYO	1	251	11	-	-	-	-	45	34	-	-	44	30	15	27	11	13	13	19
4.	BAKASSI	-	-	-	-	-	-	-	-	-	-	-	-	-	-	-	-	-	-	-
5.	BEKWARRA	-	-	-	-	-	-	-	-	-	-	-	-	-	-	-	-	-	-	-
6.	BIASE	-	-	-	-	-	-	-	-	-	-	-	-	-	-	-	-	-	-	-
7.	BOKI	-	-	-	-	-	-	-	-	-	-	-	-	-	-	-	-	-	-	-
8.	CALABAR MUNICIPALI TY	-	-	-	-	-	-	-	-	-	-	-	-	-	-	-	-	-	-	-
9.	CALABAR SOUTH	-	-	-	-	-	-	-	-	-	-	-	-	-	-	-	-	-	-	-
10.	ETUNG	-	-	-	-	-	-	-	-	-	-	-	-	-	-	-	-	-	-	-
11.	IKOM	1	-	-	-	-	-	-	-	-	-	-	-	-	-	-	-	-	-	-
12.	OBANLIKU	-	-	-	-	-	-	-	-	-	-	-	-	-	-	-	-	-	-	-
13.	OBUBRA	-	-	-	-	-	-	-	-	-	-	-	-	-	-	-	-	-	-	-
14.	OBUDU	-	-	-	-	-	-	-	-	-	-	-	-	-	-	-	-	-	-	-
15.	ODUKPANI	1	-	-	-	-	-	-	-	-	-	-	-	-	-	-	-	-	-	-
16.	OGOJA	1	-	-	-	-	-	-	-	-	-	-	-	-	-	-	-	-	-	-
17.	YAKURR	-	-	-	-	-	-	-	-	-	-	-	-	-	-	-	-	-	-	-
18.	YALA	-	-	-	-	-	-	-	-	-	-	-	-	-	-	-	-	-	-	-
	TOTAL	4	251	11	-	-	-	-	45	34	-	-	44	30	15	27	11	13	13	19

Source: PRS Unit, Department of Mortgage Finance and Estate Development, Calabar

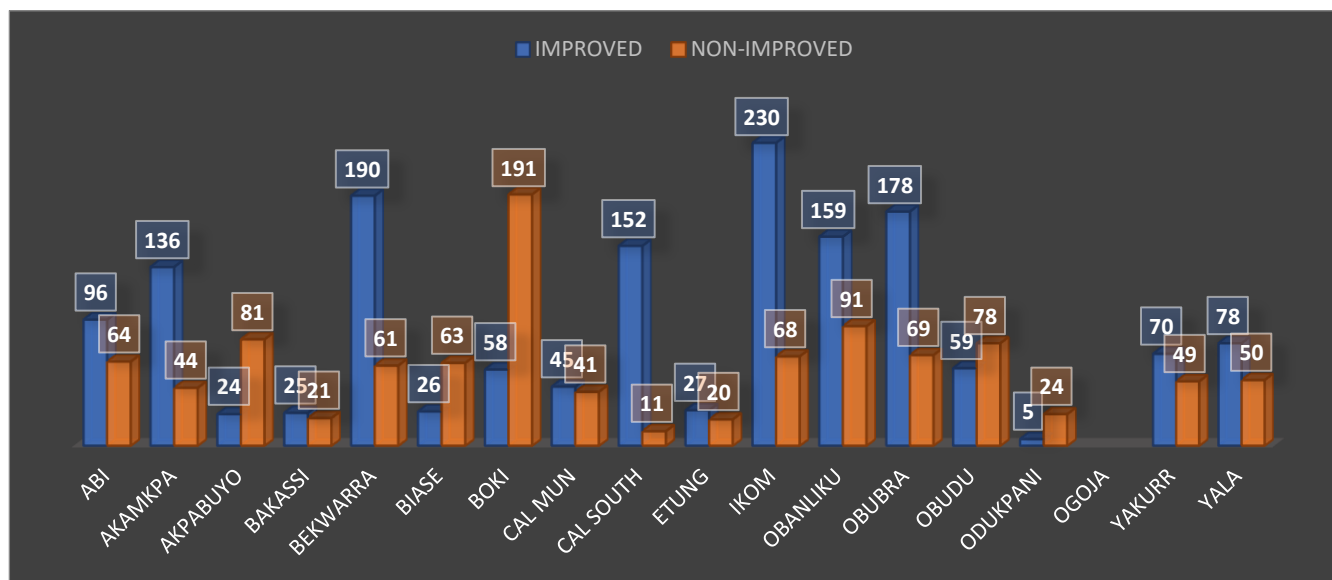
## SECTION 17: WATER AND SANITATION

**TABLE 17.1: TOTAL NUMBER OF WATER FACILITIES IN CROSS RIVER STATE BY LOCAL GOVERNMENT AREA, 2021-2024.**

LOCAL GOVT. AREA	2021		2022		2023		2024	
	TOTAL NO. OF WP	TOTAL NO. OF FUNCTIONAL WP	TOTAL NO. OF WP	TOTAL NO. OF FUNCTIONAL WP	TOTAL NO. OF WP	TOTAL NO. OF FUNCTIONAL WP	TOTAL NO. OF WP	TOTAL NO. OF FUNCTIONAL WP
ABI	142	60	142	60	142	60	53	37.32
AKAMKPA	75	34	75	34	75	34	15	20
AKPABUYO	75	31	75	31	75	31	16	21.33
BAKASSI	46	9	46	9	46	9	7	15.22
BEKWARRA	127	60	127	60	127	60	56	44.09
BIASE	62	20	62	20	62	20	17	27.42
BOKI	61	50	61	50	61	50	48	78.69
CAL. MUN	35	16	35	16	35	16	15	42.86
CAL. SOUTH	36	25	36	25	36	25	17	47.22
ETUNG	55	11	55	11	55	11	9	16.36
IKOM	87	27	87	27	87	27	25	28.74
OBANLIKU	100	42	100	42	100	42	38	38
OBUBRA	118	52	118	52	118	52	40	33.9
OBUDU	201	84	201	84	201	84	76	37.81
ODUKPANI	155	40	155	40	155	40	40	25.81
OGOJA	123	66	123	66	123	66	162	61
YAKURR	245	146	245	146	245	146	143	58.37
YALA	108	64	108	64	108	64	59	54.63
TOTAL	1851	837	1851	837	1851	837	836	39.76

**Source:** RUWATSSA, Calabar.

**FIGURE 17.1: NUMBER AND TYPES OF SANITATION FACILITIES IN CROSS RIVER STATE BY LGA, 2024.**



Source: RUWATSSA

**TABLE 17.2: AVERAGE DAILY WASTES COLLECTION IN CROSS RIVER STATE, 2022-2024.**

YEAR	TONNES OF WASTE DAILY							WEEKLY AVERAGE
	MON	TUE	WED	THUR	FRI	SAT	SUN	
2022	1,668.5	1,676	1,687	1,720	1,692	1,792.5	1,789	1,714.7
2023	1,668.5	1,676	1,687	1,687	1,720	1,792.5	1,789	1,189.6
2024	1,761	1,875	1,883	1,908	1,987	2,097	2,038	1,880.79

Source: Cross River State Ministry of Environment, Calabar

**SECTION 18: PUBLIC FINANCE**

**TABLE 18.1: ESTIMATED, ACTUAL AND SHORTFALLS OF RECURRENT REVENUE OF CROSS RIVER STATE, 2021-2024.**

S/N	YEAR	APPROVED ESTIMATES (N)	ACTUAL COLLECTION (N)	EXCESS (N)	SHORTFALL (N)
1.	2021	88,987,031,407.76	95,984,789,237.62	25,781,310,650.35	18,783,552,820.49
2.	2022	90,906,555,677.87	82,099,205,642.57	13,256,033,261.56	11,888,359,510.73
3.	2023	103,234,227,164.43	95,336,375,917.65	11,273,387,615.41	19,166,238,862.19
4.	2024	44,035,123,000.00	141,087,074,000.00	4,985,992,000.00	2,888,025,000.00

**Source:** Office of the State Accountant General/Department of Budget, Monitoring and Evaluation, Calabar

**TABLE 18.2: SUMMARY OF REVENUE OF CROSS RIVER STATE, 2022-2024.**

S/N	YEAR	BUDGET (N)	ACTUAL (N)	VARIANCE (N)
1.	2022	33,921,713,151.22		0
2.	2023	31,714,208,502.20	15,278,957,843.37	16,435,250,658.83
3.	2024	92,896,563,000.00	731,842,525,000.00	30,817,739,000.00

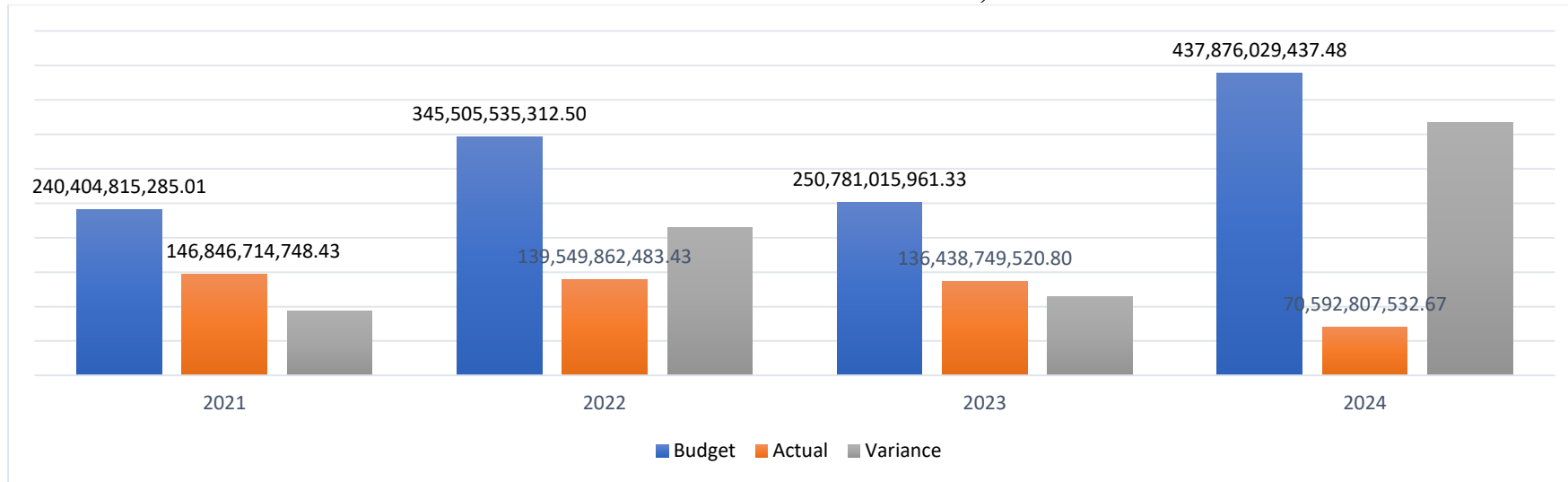
**Source:** Office of the State Accountant General/Department of Budget, Monitoring and Evaluation, Calabar

**TABLE 18.3: SUMMARY OF INTERNALLY GENERATED REVENUE OF CROSS RIVER STATE, 2021-2024**

S/N	YEAR	BUDGET (N)	ACTUAL (N)	VARIANCE (N)	ACTUAL (N)
1.	2021	35,833,292,160.80	22,912,281,172.17	13,716,620,912.61	17,745,568,485.66
2.	2022	27,854,054,825.87	20,547,728,596.84	8,658,189,533.09	22,912,281,172.17
3.	2023	37,867,499,927.55	30,859,237,072.55	7,008,262,855.00	20,547,728,596.84
4.	2024	44,035,123,000.00	46,133,089,000.00	7,874,018,000.00	45,180,653,000.00

**Source:** Office of the State Accountant General/Department of Budget, Monitoring and Evaluation, Calabar

**FIGURE 18.1: CROSS RIVER STATE BUDGET PERFORMANCE, 2021-2024.**



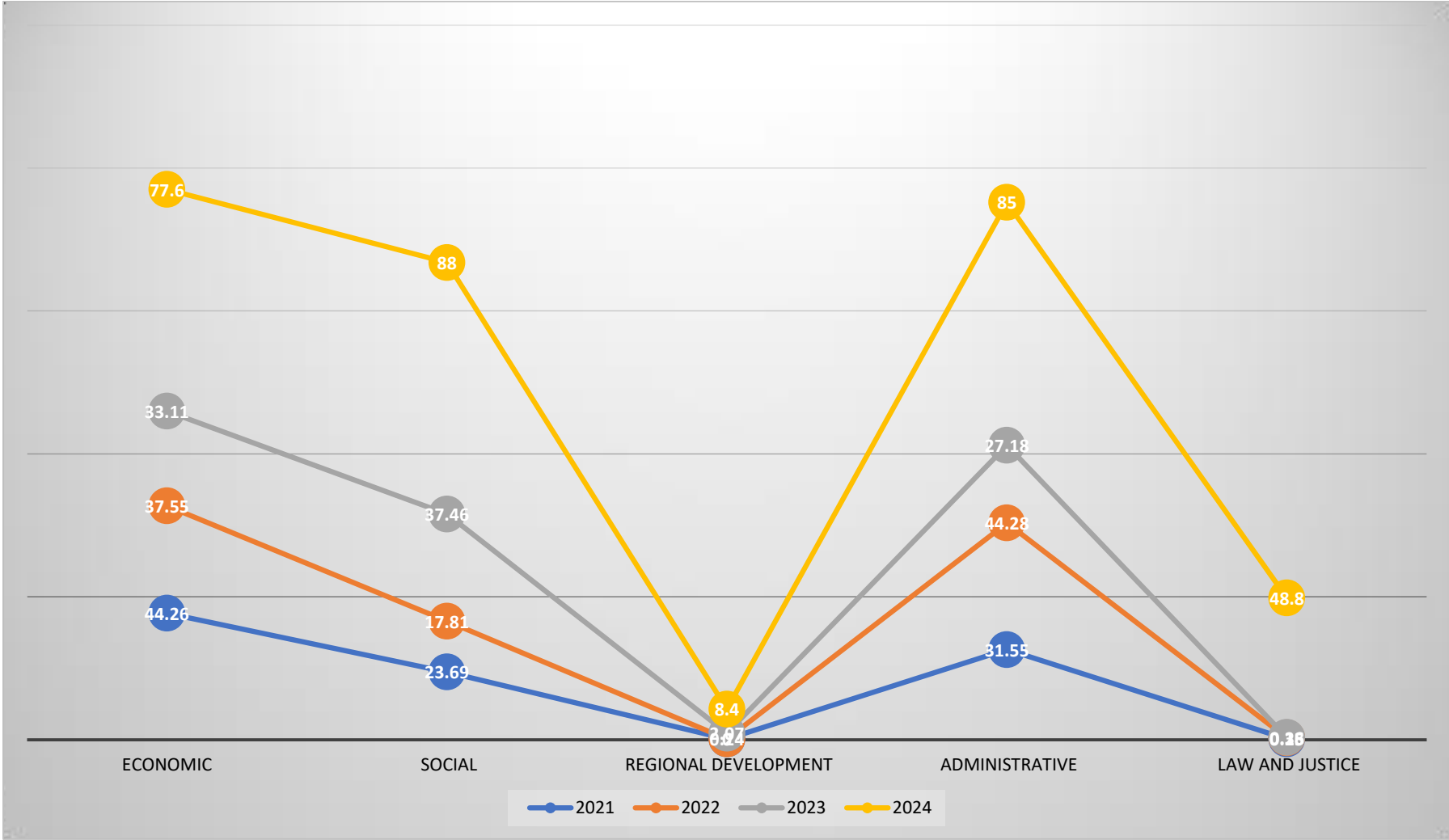
**Source:** Office of the State Accountant General/Department of Budget, Monitoring and Evaluation, Calabar

**TABLE 18.4: ESTIMATED AND ACTUAL CAPITAL EXPENDITURE OF CROSS RIVER STATE, 2021-2024.**

YEAR	BUDGET (N)	ACTUAL (N)	VARIANCE (N)
2021	219,554,426,594.00	32,254,693,901.54	187,299,732,692.46
2022	273,886,452,049.65	49,210,109,366.73	244,676,342,682.92
2023	114,036,191,415.78	46,774,408,981.52	67,261,782,434.26
2024	34,464,789.00	27,085,334.00	7,379,455.00

**Source:** Office of the State Accountant General/Department of Budget, Monitoring and Evaluation, Calabar

**FIGURE 18.2: CROSS RIVER STATE SECTORAL CAPITAL PERFORMANCE (%), 2021-2024.**



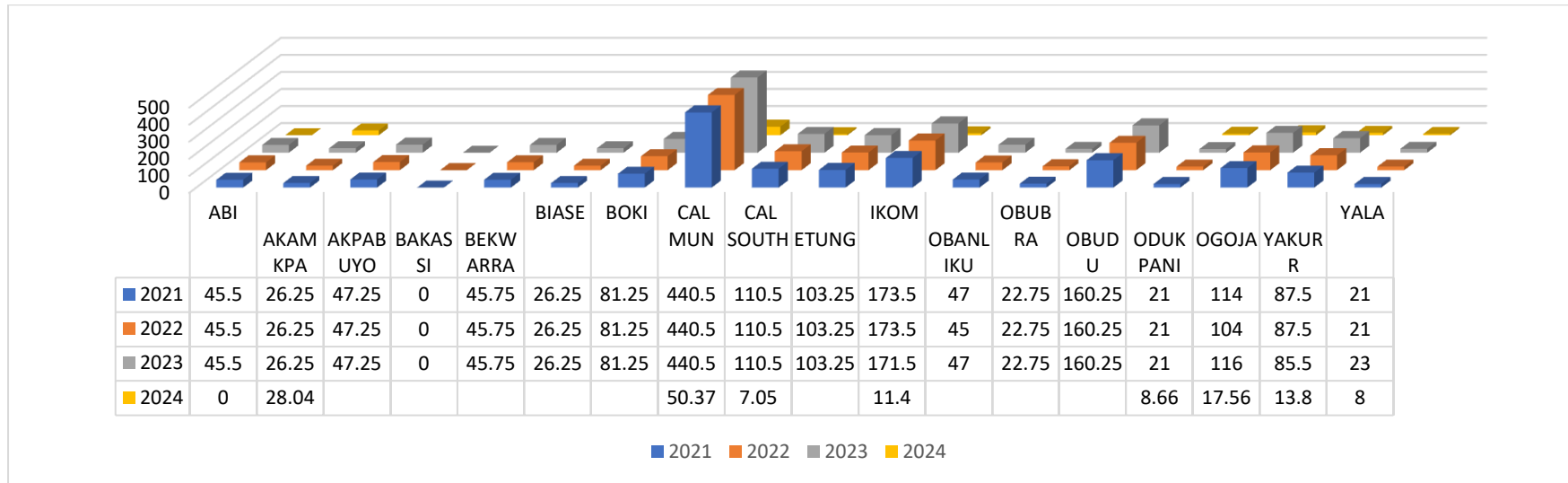
**TABLE 18.5: CAPITAL EXPENDITURE OF LOCAL GOVERNMENT AREAS IN CROSS RIVER STATE, 2021-2024**

S/N	LOCAL GOVERNMENT AREA	EXPENDITURE			
		2021	2022	2023	2024
1	ABI	231,976,559.08	888,554,618.00	2,800,471,119.00	1,341,546,667
2	AKAMKPA	212,080,000.00	786,389,219.00	2,883,245,276.00	2,016,275,775
3	AKPABUYO	320,096,444.00	843,682,872.00	2,915,308,771.00	2,325,321,939
4	BAKASSI	228,928,255.72	1,541,577,124.00	3,006,112,792.00	1,946,223,811
5	BEKWARRA	69,820,000.00	854,373,875.00	3,021,553,706.00	2,674,840,267
6	BIASE	272,247,320.00	1,437,729,194.00	2,807,409,200.00	2,503,148,692
7	BOKI	262,180,166.63	-	772,294,805.08	2,188,856,524
8	CAL.MUN	184,974,450.00	1,716,723,082.00	2,844,350,008.00	2,261,198,121
9	CAL.SOUTH	210,630,806.39	-	3,457,351,361.00	2,311,686,826
10	ETUNG	205,438,799.99	-		2,572,516,747
11	IKOM	282,059,489.54	720,176,287.00	1,397,161,722.00	2,030,638,889
12	OBANLIKU	182,533,250.00	1,424,817,412.00		2,368,606,294
13	OBUBRA	219,859,099.96	-		1,872,573,456
14	OBUDU	216,519,000.00	-	3,101,542,459.00	1,993,335,144
15	ODUKPANI	198,665,332.00	924,524,907.00	2,382,924,922.00	1,427,177,944
16	OGOJA	784,222,849.98	4,592,565,226.00	3,405,867,066.00	2,269,510,482
17	YAKURR	717,988,317.17	1,358,067,650.00	2,927,146,931.00	2,552,851,111
18	YALA	274,039,979.76	1,540,681,381.00	3,832,058,497.00	2,276,469,185
	<b>TOTAL</b>	<b>5,074,260,120.22</b>	<b>18,629,862,847.00</b>	<b>44,354,282,515.08</b>	<b>38,932,777,874</b>

Source: Ministry of Local Government Affairs, Calabar.

## ECTION 19: INFRASTRUCTURE

**FIGURE 19.1: DISTRIBUTION OF ROADS CONSTRUCTED IN CROSS RIVER STATE BY LOCAL GOVERNMENT AREA, 2021-2024.**



**Source:** Cross River State Ministry of Works and Infrastructure, Calabar

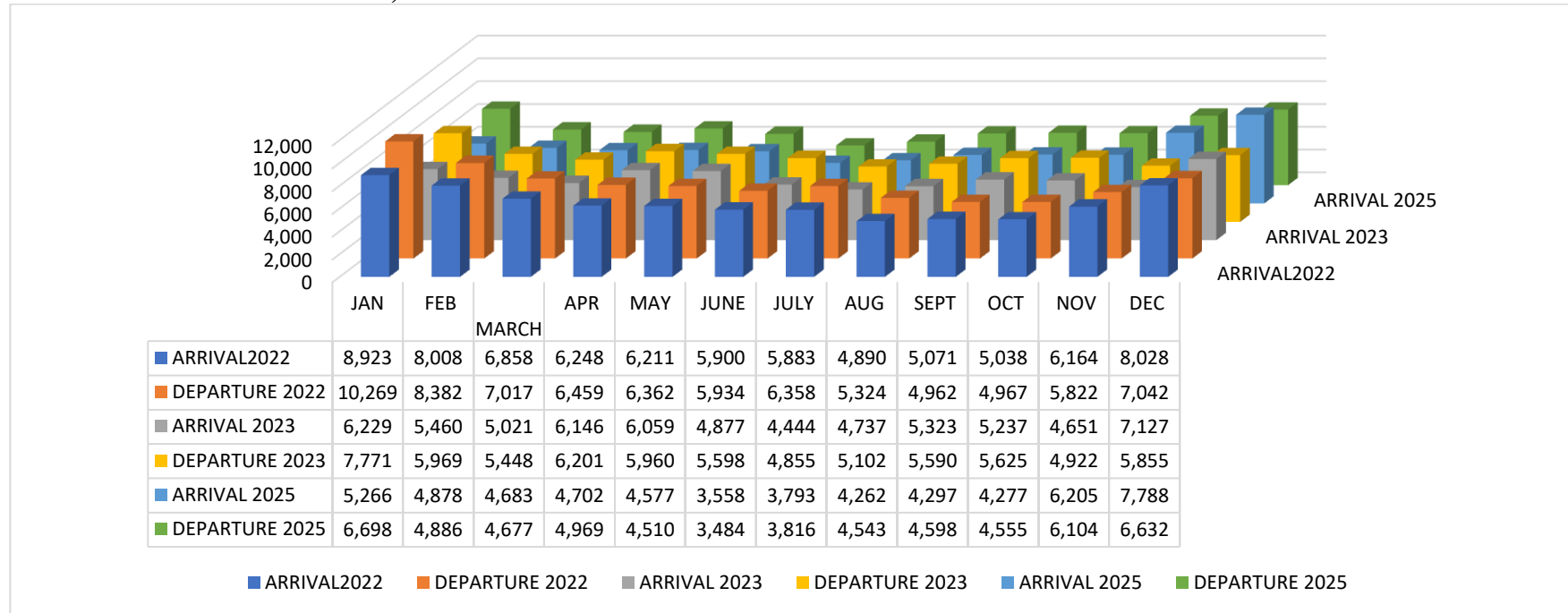
**TABLE 19.1: DISTRIBUTION OF SOCIAL AMENITIES IN CROSS RIVER STATE BY TYPE, 2021-2024.**

YEAR	TOTAL NUMBER OF COMMUNITY	NUMBER OF SOCIAL AMENITIES										TOTAL
		BANK	INSURANCE	POST OFFICE AGENCY	MOTOR PARK	MARKET	PRODUCE HOUSE	COOP. HALL BUILDING	POLICE STATION/ POST	COMMUNITY HALL	FIRE SERVICE	
2021	4,584	103	15	38	127	175	48	24	93	785	23	1,431
2022	4,584	103	15	38	127	175	48	24	93	785	23	1,431
2023	4,584	103	15	38	127	175	48	24	93	785	23	1,431
2024	4,584	103	15	38	127	175	48	24	93	785	23	1,431

**Source:** Ministry of Local Government Affairs, Calabar

## SECTION 20: TRANSPORT

**FIGURE 20.1: PASSENGER MOVEMENT IN MARGARET EKPO INTERNATIONAL AIRPORT (MEIA) BY TYPE OF FLIGHT, 2022– 2024.**



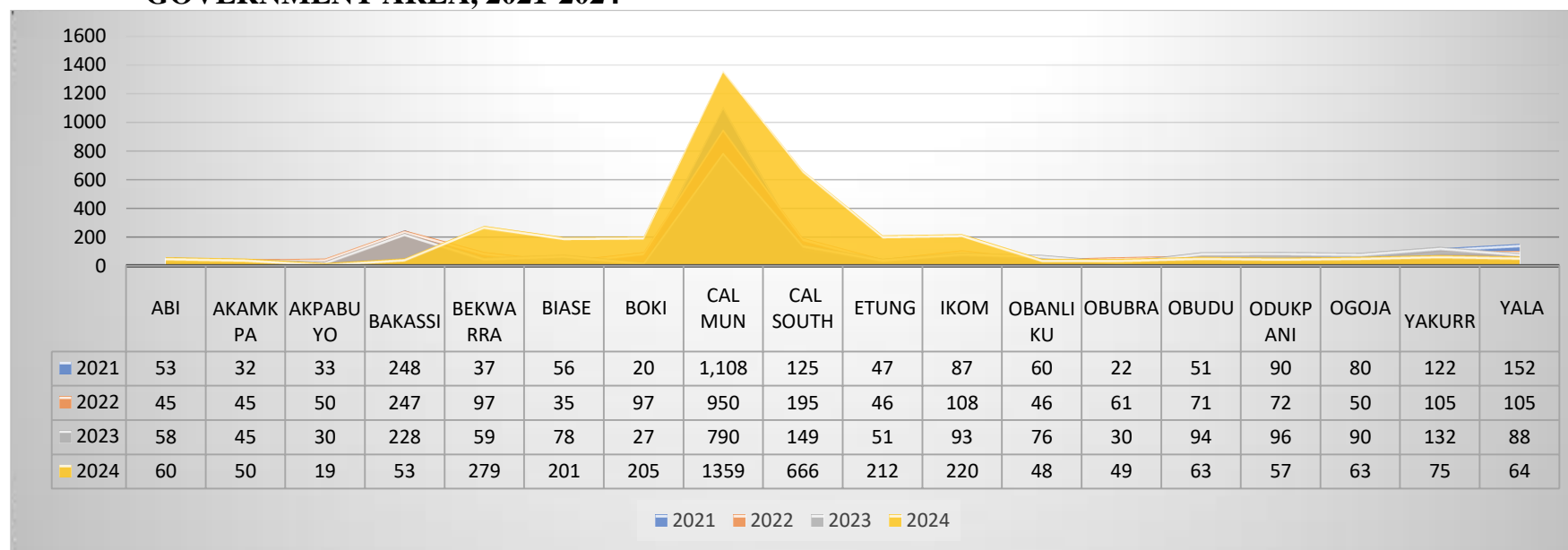
**Source:** Federal Airport Authority of Nigeria, Calabar

**TABLE 20.1: AIRCRAFT MOVEMENT IN MARGARET EKPO INTERNATIONAL AIRPORT (MEIA) BY TYPE OF FLIGHT, 2021– 2024**

YEAR	DOMESTIC		INTERNATIONAL	
	ARRIVAL	DEPARTURE	ARRIVAL	DEPARTURE
2021	1,481	1,481	-	-
2022	1,433	1,431	-	-
2023	1,053	1,053	-	-
2024	1,053	1,053	-	-

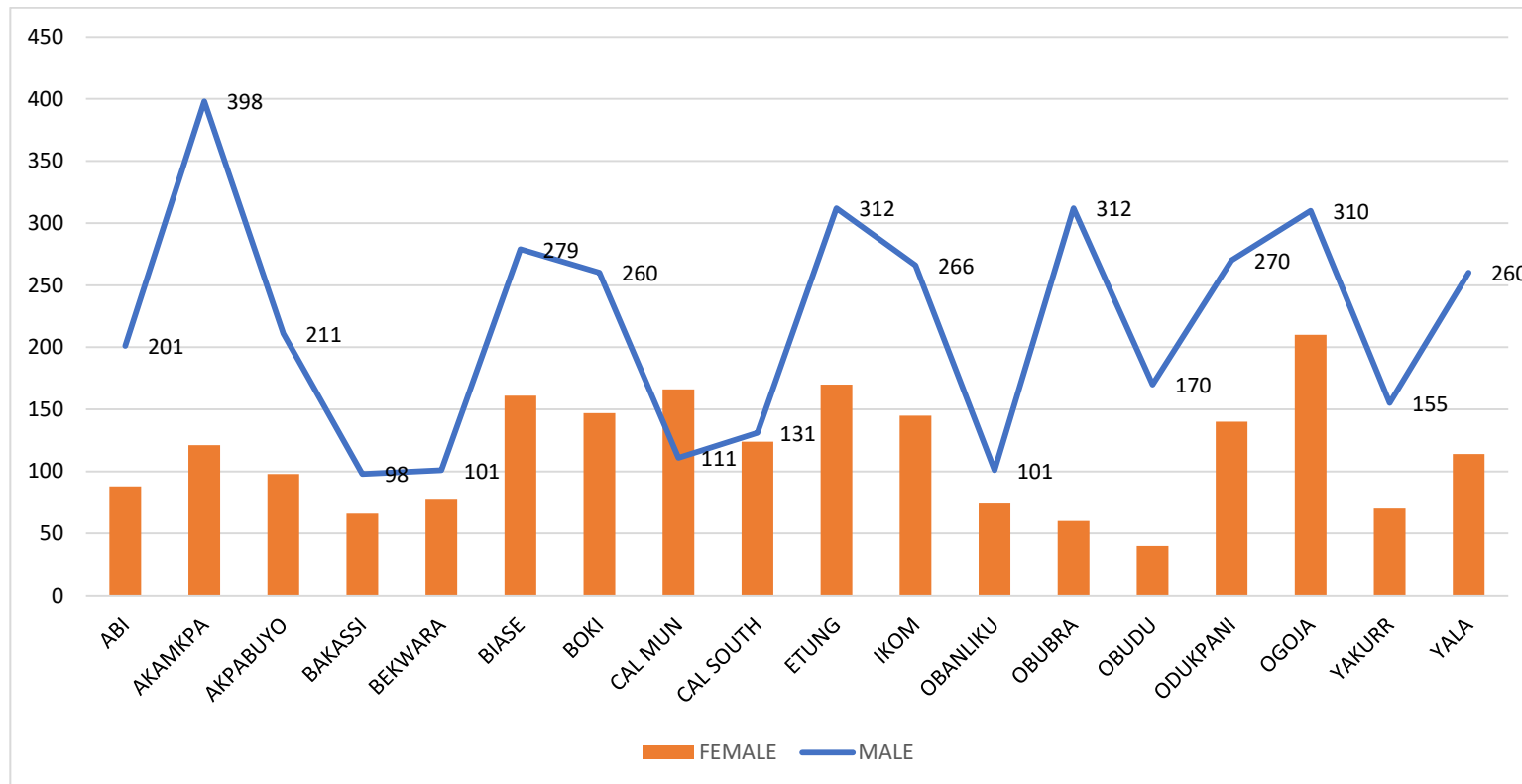
Source: Federal Airport Authority of Nigeria, Calabar

**FIGURE 20.2: NUMBER OF MOTOR VEHICLES NEWLY REGISTERED IN CROSS RIVER STATE BY LOCAL GOVERNMENT AREA, 2021-2024**



## SECTION 21: AGRICULTURE

**FIGURE 21.1: DISTRIBUTION OF REGISTERED FARMERS IN CROSS RIVER STATE BY SEX AND LOCAL GOVERNMENT AREA, 2021-2023**



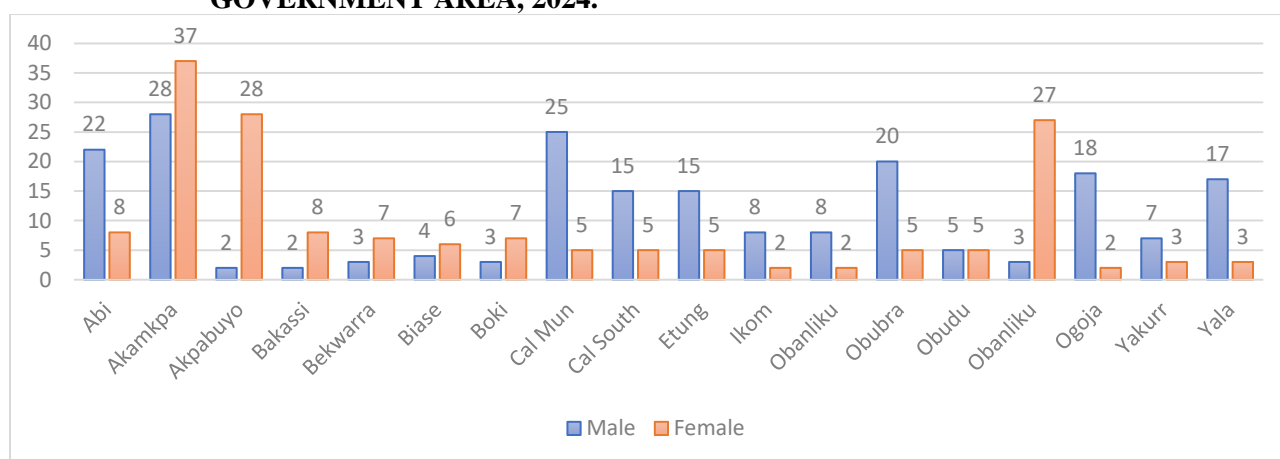
**Source:** Ministry of Agriculture and Irrigation Development, Calabar

**TABLE 21.1: FISH PRODUCTION IN CROSS RIVER STATE BY YIELD (MT) AND LOCAL GOVERNMENT AREA, 2021 – 2024**

S/NO.	LOCAL GOVERNMENT AREA	YIELD (MT)			
		2021	2022	2023	2024
1.	ABI	5.7	20,009	17,119	22,020
2.	AKAMKPA	4.8	21,000	18,110	23,000
3.	AKPABUYO	5.6	23,005	20,113	25,000
4.	BAKASSI	8.3	24,002	21,109	26,042
5.	BEKWARRA	4.1	11,617	8,111	13,042
6.	BIASE	6.3	22,000	19,100	24,021
7.	BOKI	3.4	13,609	10,100	15,022
8.	CALABAR MUNICIPALITY	9.3	27,000	24,109	29,000
9.	CALABAR SOUTH	10.3	26,000	23,000	28,000
10.	ETUNG	3.0	19,006	16,110	21,003
11.	IKOM	3.4	15,620	12,182	17,031
12.	OBANLIKU	2.3	10,618	7,100	12,000
13.	OBUBRA	5.1	16,613	13,108	18,000
14.	OBUDU	2.3	9,618	6,120	11,021
15.	ODUKPANI	6.2	25,006	22,104	27,020
16.	OGOJA	3.8	14,618	11,110	16,021
17.	YAKURR	2.7	17,617	14,160	19,100
18.	YALA	3.1	12,606	9,112	14,021
	<b>TOTAL</b>	<b>89.7</b>	<b>331,586</b>	<b>274,000</b>	<b>362,388</b>

**Source:** Ministry of Agriculture and Irrigation Development, Calabar/Ministry of Livestock, Aquaculture and Fisheries Development, Calabar

**FIGURE 21.2: NUMBER OF COOPERATIVE GROUPS MEMBERS THAT BENEFITED FROM ADP PROJECTS IN CROSS RIVER STATE BY SEX AND LOCAL GOVERNMENT AREA, 2024.**



**Source:** Cross River State Agricultural Development Project (CRADP)

**TABLE 21.2: CROSS RIVER STATE LAND AREA, CROP PRODUCTION AND YIELD DATA, 2021-2024.**  
**CROSS RIVER STATE LAND AREA, CROP PRODUCTION AND YIELD DATA, 2021-2024**

S/N	CROP	CROP PRODUCTION ('000) MT <C=AB>				YIELD ('000 MT/HA) <A>				AREA /HA <B>			
		2021	2022	2023	2024	2021	2022	2023	2024	2021	2022	2023	2024
1	Maize	6790.54	6872.15	7121.14	16267.14	2.62	2.65	2.7	2.88	2591.81	2596.99	2642.13	5658.06
2	Rice	5665.41	5750.39	7348.2	8472.78	3.48	3.48	3.98	4.12	1627.99	1652.41	1845.42	2056.91
3	Yam	4687.4	5326.6	6147.5	7377	16.21	17.9	20.08	22.95	289.25	297.54	306.21	321.42
4	Cassava	138821.8	139408.2	183416.4	210928.9	26.4	25.74	26.81	27.53	5258.4	5416.15	6841.3	7662.26
5	Cocoyam	104.6	108.	129.8	136.3	1.84	1.85	2.15	2.21	56.9	58.6	60.4	61.7
6	Groundnut	46.61	46.8	48.62	58.34	1.96	1.93	1.93	2.02	23.78	24.26	25.14	28.91
7	Cowpea												
8	Okro	61.8	64.2	75.88	91.06	1.12	1.1	1.09	1.09	55.2	58.3	69.69	83.63
9	Sesame	58.74	59.07	62.41	74.9	1.65	1.65	1.69	1.74	35.6	35.8	37.02	42.94
10	Cocoa	2132.21	2232.15	2396.48	2396.48	0.68	0.69	0.74	0.81	3135.6	3235.43	3238.48	3306.9
11	Oil palm												

**Source:** Cross River State Agricultural Development Project (CRADP)

## SECTION 22: EDUCATION

**TABLE 22.1: DISTRIBUTION OF SCHOOLS BY TYPE AND LOCAL GOVERNMENT AREA, 2022 – 2024**

S/N	LOCAL GOVT AREA	PRIMARY			SECONDARY			TECHNICAL			HIGHER INSTITUTION		
		2022	2023	2024	2022	2023	2024	2022	2023	2024	2022	2023	2024
1.	ABI	50	50	69	13	17	21	4	4	3	1	1	1
2.	AKAMKPA	67	67	111	21	24	37	3	3	3	1	1	1
3.	AKPABUYO	26	28	84	7	10	15	3	2	3	1	1	1
4.	BAKASSI	25	22	51	4	5	9	1	1	1	-	-	-
5.	BEKWARRA	62	58	109	7	7	37	2	2	2	-	-	-
6.	BIASE	61	63	76	19	19	29	2	2	2	-	-	1
7.	BOKI	94	93	139	30	33	49	3	3	3	-	-	-
8.	CALABAR MUNICIPALITY	23	23	140	18	23	58	5	5	5	1	2	5
9.	CALABAR SOUTH	21	21	121	8	13	40	5	5	7	2	2	2
10.	ETUNG	26	27	45	12	14	18	2	2	3	-	-	-
11.	IKOM	70	66	206	21	23	62	2	2	2	1	-	4
12.	OBANLIKU	84	87	119	16	16	20	9	2	8	-	1	-
13.	OBUBRA	78	74	122	21	21	45	2	2	2	1	1	-
14.	OBUDU	73	73	128	28	27	50	4	3	7	1	1	4
15.	ODUKPANI	67	77	126	23	20	32	1	3	4	-	-	-
16.	OGOJA	98	93	153	18	18	67	4	3	4	1	2	3
17.	YAKURR	53	54	106	22	22	50	4	4	5	1	1	2
18.	YALA	135	138	228	22	22	58	2	1	2	-	-	2
	<b>TOTAL</b>	<b>1,113</b>	<b>1,114</b>	<b>1,190</b>	<b>310</b>	<b>334</b>	<b>291</b>	<b>58</b>	<b>49</b>	<b>66</b>	<b>11</b>	<b>13</b>	<b>26</b>

**Source:** Cross River State Ministry of Education, Calabar

**TABLE 22.2: DISTRIBUTION OF SCHOOLS BY TYPE, OWNERSHIP AND LOCAL GOVERNMENT AREA, 2024**

S/N	LOCAL GOVT AREA	PRIMARY			SECONDARY			TECHNICAL			HIGHER INSTITUTION		
		public	private	total	public	private	total	public	private	total	public	private	total
1.	ABI	51	18	69	13	8	21	3	-	3	1	-	1
2.	AKAMKPA	70	41	111	21	16	37	3	-	3	1	-	1
3.	AKPABUYO	26	58	84	7	8	15	3	-	3	-	1	1
4.	BAKASSI	25	26	51	4	5	9	1	-	1	-	-	-
5.	BEKWARRA	62	47	109	7	30	37	2	-	2	-	-	-
6.	BIASE	60	16	76	18	11	29	2	-	2	1	-	1
7.	BOKI	94	45	139	30	19	49	3	-	3	-	-	-
8.	CALABAR MUNICIPALITY	22	118	140	18	40	58	5	-	5	5	-	5
9.	CALABAR SOUTH	20	101	121	8	32	40	7	-	7	2	-	2
10.	ETUNG	26	19	45	12	6	18	3	-	3	-	-	-
11.	IKOM	113	93	206	21	41	62	2	-	2	-	4	4
12.	OBANLIKU	86	33	119	15	5	20	8	-	8	-	-	-
13.	OBUBRA	78	44	122	19	26	45	2	-	2	-	-	-
14.	OBUDU	74	54	128	28	22	50	7	-	7	2	2	4
15.	ODUKPANI	65	61	126	16	16	32	4	-	4	-	-	-
16.	OGOJA	98	55	153	16	51	67	4	-	4	1	2	3
17.	YAKURR	52	54	106	17	33	50	5	-	5	2	-	2
18.	YALA	168	60	228	21	37	58	2	-	2	-	2	2
	<b>TOTAL</b>	<b>1,190</b>	<b>2133</b>	<b>1190</b>	<b>291</b>	<b>406</b>	<b>291</b>	<b>66</b>	<b>-</b>	<b>66</b>	<b>15</b>	<b>11</b>	<b>26</b>

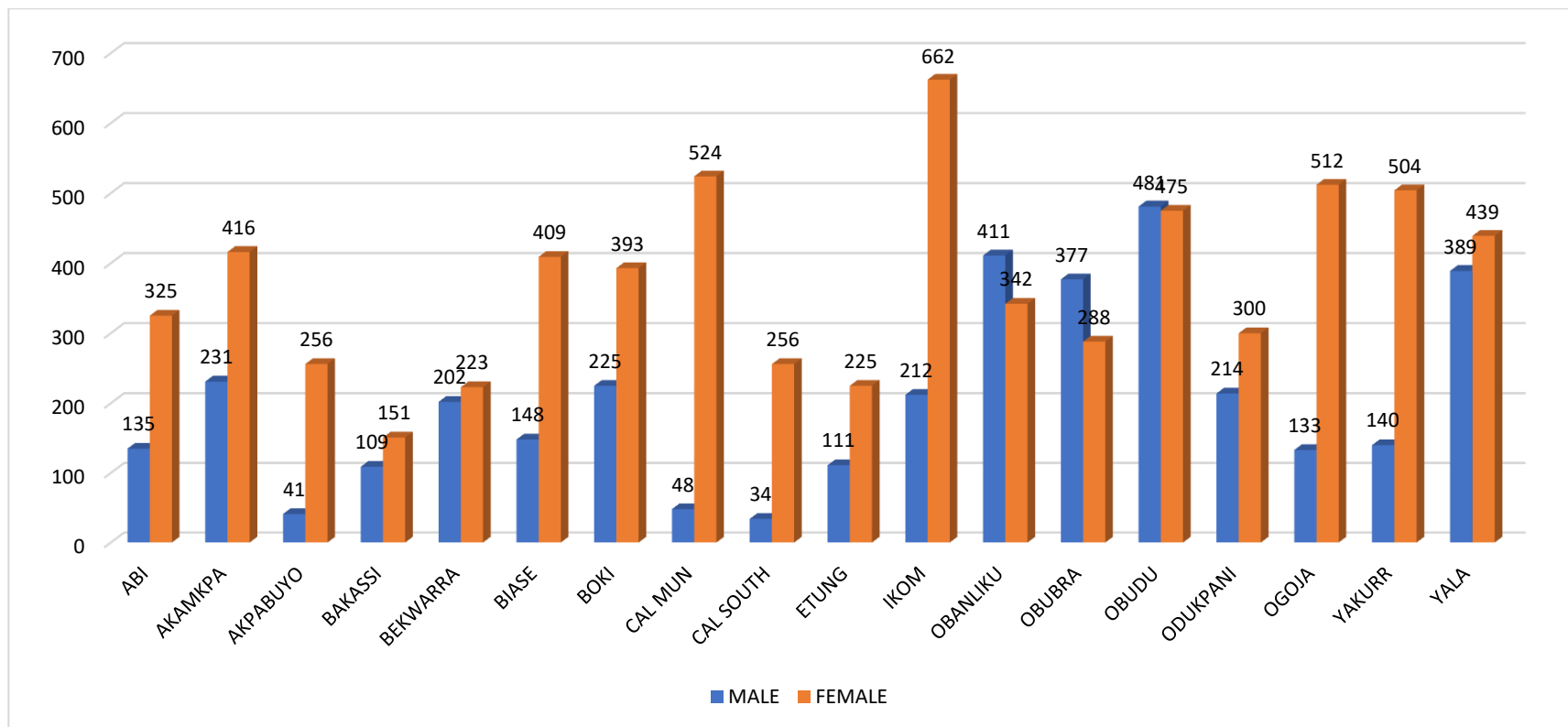
**Source:** Cross River State Ministry of Education, Calabar.

**TABLE 22.3: DISTRIBUTION OF CLASSROOMS IN PUBLIC SCHOOLS BY TYPE OF SCHOOL AND LOCAL GOVERNMENT AREA, 2024**

<b>S/N</b>	<b>LOCAL GOVT AREA</b>	<b>PRIMARY</b>	<b>SECONDARY</b>	<b>TECHNICAL</b>	<b>TOTAL</b>
1.	ABI	333	113	-	<b>446</b>
2.	AKAMKPA	370	136	-	<b>506</b>
3.	AKPABUYO	132	30	-	<b>162</b>
4.	BAKASSI	170	16	-	<b>186</b>
5.	BEKWARRA	391	65	-	<b>456</b>
6.	BIASE	314	134	-	<b>448</b>
7.	BOKI	461	225	-	<b>686</b>
8.	CALABAR MUNICIPALITY	135	153	-	<b>288</b>
9.	CALABAR SOUTH	154	106	-	<b>260</b>
10.	ETUNG	109	94	-	<b>203</b>
11.	IKOM	693	245	-	<b>938</b>
12.	OBANLIKU	440	94	-	<b>534</b>
13.	OBUBRA	436	184	-	<b>620</b>
14.	OBUDU	415	204	-	<b>619</b>
15.	ODUKPANI	341	110	-	<b>451</b>
16.	OGOJA	457	125	-	<b>582</b>
17.	YAKURR	448	184	-	<b>632</b>
18.	YALA	1,139	147	-	<b>1,286</b>
	<b>TOTAL</b>	<b>6,938</b>	<b>2,365</b>	-	<b>9,303</b>

**Source:** Cross River State Ministry of Education, Calabar

**FIGURE 22.1: DISTRIBUTION OF TEACHING STAFF IN PRIMARY SCHOOL BY SEX AND LOCAL GOVERNMENT AREA, 2024**



**Source:** Ministry of Education, Calabar

**TABLE 22.4: SUMMARY FOR HIGHEST QUALIFICATION FOR TEACHING STAFF IN PRIMARY ONLY, 2024**

S/N O.	LOCAL GOVERNMENT AREA	MASTERS WITH TEACHING QUALIFICATION		MASTERS WITHOUT TEACHING QUALIFICATION		1ST DEGREE WITH TEACHING QUALIFICATION		1ST DEGREE WITHOUT TEACHING QUALIFICATION		HND WITH TEACHING QUALIFICATION		HND WITHOUT TEACHING QUALIFICATION		NCE		DIPLOMA IN EDUCATION		O.N.D		ACE, ACIE		TC II		TC II R		BELOW TC II		GRAND TOTAL		
		M	F	M	F	M	F	M	F	M	F	M	F	M	F	M	F	M	F	M	F	M	F	M	F	M	F	M	F	T
1	ABI	3	2	1	0	46	128	9	8	2	1	2	2	15	20	0	0	1	6	1	4	5	4	0	4	18	9	24	36	613
2	AKAMKPA	2	0	0	0	86	107	5	1	0	0	2	0	12	25	0	0	2	1	0	1	5	3	0	0	40	27	26	39	665
3	AKPABUYO	0	0	0	0	10	105	12	0	0	0	0	0	10	11	0	0	0	0	0	1	1	1	0	0	9	8	13	23	363
4	BAKASSI	0	1	0	0	18	55	24	10	0	0	11	1	48	53	0	0	2	0	1	0	5	0	0	0	17	9	12	12	255
5	BEKWARRA	0	0	0	0	65	65	3	5	1	0	2	1	14	11	2	3	0	0	0	1	2	5	0	0	1	2	22	19	420
6	BIASE	0	0	0	0	58	151	8	6	0	0	70	0	13	19	0	0	4	2	1	0	5	6	0	0	35	31	31	38	703
7	BOKI	0	5	0	3	99	109	5	2	0	8	0	9	19	19	0	3	1	2	2	3	17	32	0	0	35	21	35	39	752
8	CALABAR MUNICIPALITY	1	3	1	0	27	227	5	30	0	0	0	2	32	19	0	0	0	1	1	3	0	1	0	0	3	9	70	46	537
9	CALABAR SOUTH	0	0	0	0	20	176	5	6	0	0	1	1	17	95	0	0	2	1	1	1	0	0	0	0	1	4	47	28	331
10	ETUNG	3	0	0	0	23	69	6	11	1	0	2	0	14	14	0	1	6	3	1	6	2	4	0	0	13	20	10	25	358
11	IKOM	0	1	0	0	70	126	8	23	0	0	2	2	10	24	0	0	2	0	1	2	3	1	0	0	15	22	20	42	630
12	OBANLIKU	1	3	0	0	219	161	5	33	0	0	20	5	10	69	0	0	2	5	3	1	9	10	0	0	63	24	43	31	741
13	OBUBRA	1	0	0	1	107	120	32	7	0	0	5	25	89	15	0	0	3	9	1	0	6	21	0	0	55	46	33	37	708
14	OBUDU	5	2	0	0	175	156	0	0	2	4	4	8	28	37	0	0	1	5	2	2	8	6	0	0	5	3	49	55	105
15	ODUKPANI	3	3	0	0	67	104	27	16	0	0	0	1	18	27	0	0	8	2	3	1	6	6	0	0	34	26	33	43	767
16	OGOJA	1	0	0	0	52	103	39	34	0	0	2	2	14	24	0	0	2	3	1	5	3	10	0	0	4	2	24	40	652
17	YAKURR	1	1	0	0	61	158	6	7	0	0	10	6	11	22	0	0	0	0	0	0	6	4	2	0	21	33	22	43	651
18	YALA	0	0	0	0	153	135	21	9	0	0	5	0	23	24	0	0	1	0	1	0	36	18	0	0	14	2	46	41	878
	<b>TOTAL</b>	<b>21</b>	<b>21</b>	<b>2</b>	<b>4</b>	<b>1356</b>	<b>2255</b>	<b>220</b>	<b>208</b>	<b>6</b>	<b>13</b>	<b>138</b>	<b>65</b>	<b>22</b>	<b>33</b>	<b>2</b>	<b>7</b>	<b>8</b>	<b>3</b>	<b>1</b>	<b>3</b>	<b>11</b>	<b>13</b>	<b>2</b>	<b>4</b>	<b>38</b>	<b>29</b>	<b>46</b>	<b>64</b>	<b>110</b>

Source: Cross River State Universal Basic Education Board, Calabar

**TABLE 22.5: SUMMARY OF PUPIL ENROLMENT IN ECCDE/PRE-PRIMARY AND PRIMARY SCHOOLS BY CLASSES, SEX AND LOCAL GOVERNMENT AREA, 2024**

S/NO.	LOCAL GOVERNMENT AREA	ECCDE/PRE-PRIMARY ONLY			PRIMARY 1		PRIMARY 2		PRIMARY 3		PRIMARY 4		PRIMARY 5		PRIMARY 6		PRIMARY 1 – 6 ONLY		
		M	F	TO TAL	M	F	M	F	M	F	M	F	M	F	M	F	M	F	TO TAL
		1.	ABI	1034	1312	<b>2346</b>	685	670	185	619	598	636	586	596	605	644	907	857	<b>3566</b>
2.	AKAMKPA	1253	1670	<b>2923</b>	812	814	775	733	768	736	735	718	775	769	1048	1141	<b>4913</b>	<b>4911</b>	<b>9824</b>
3.	AKPABUYO	534	688	<b>1222</b>	342	373	349	312	349	322	326	338	335	313	480	494	<b>2181</b>	<b>2152</b>	<b>4333</b>
4.	BAKASSI	349	476	<b>836</b>	209	247	224	206	194	205	212	221	204	231	346	310	<b>1389</b>	<b>1420</b>	<b>2809</b>
5.	BEKWARRA	1163	1541	<b>2704</b>	783	726	711	683	673	651	719	703	673	673	981	1033	<b>4540</b>	<b>4469</b>	<b>9009</b>
6.	BIASE	1124	1471	<b>2595</b>	741	696	652	645	624	657	642	709	612	622	951	1001	<b>4222</b>	<b>4330</b>	<b>8552</b>
7.	BOKI	1949	2528	<b>4477</b>	1215	1287	1123	1138	1112	1149	1054	1128	1124	1100	1656	1643	<b>7284</b>	<b>7445</b>	<b>14729</b>
8.	CALABAR MUN.	443	601	<b>1049</b>	318	284	276	276	271	267	307	277	291	261	307	439	<b>1770</b>	<b>1804</b>	<b>3574</b>
9.	CAL. SOUTH	401	469	<b>870</b>	251	246	166	201	218	232	249	229	237	234	359	378	<b>1480</b>	<b>1520</b>	<b>3000</b>
10.	ETUNG	428	611	<b>1039</b>	338	275	319	268	309	301	311	273	300	2900	434	405	<b>2011</b>	<b>4422</b>	<b>6433</b>
11.	IKOM	1321	1607	<b>2928</b>	869	853	781	799	754	781	785	774	745	832	1165	1158	<b>5099</b>	<b>5197</b>	<b>10296</b>
12.	OBANLIKU	1571	2174	<b>3695</b>	1078	1052	997	1011	968	1078	901	913	927	978	1518	1510	<b>6389</b>	<b>6542</b>	<b>12931</b>
13.	OBUBRA	1468	2012	<b>3480</b>	936	939	927	931	875	876	926	799	7865	939	1259	1358	<b>12788</b>	<b>5842</b>	<b>18630</b>
14.	OBUDU	1433	1979	<b>3412</b>	919	931	841	812	786	888	891	749	853	911	1286	1262	<b>5576</b>	<b>5553</b>	<b>11129</b>
15.	ODUKPANI	1322	1637	<b>2959</b>	918	887	789	821	852	901	815	912	796	837	1179	1308	<b>5349</b>	<b>5666</b>	<b>11015</b>
16.	OGOJA	1891	2513	<b>4404</b>	1219	1206	1075	1156	1145	1131	1165	1162	1113	1131	1615	1668	<b>7332</b>	<b>7454</b>	<b>14786</b>
17.	YAKURR	523	701	<b>1234</b>	726	661	612	676	615	619	643	669	673	621	871	911	<b>4140</b>	<b>4157</b>	<b>8297</b>
18.	YALA	2535	3615	<b>6142</b>	1686	1723	1539	1610	1628	1589	1667	1531	1623	1492	2269	2418	<b>10412</b>	<b>10363</b>	<b>20775</b>
	<b>TOTAL</b>	<b>20742</b>	<b>27605</b>	<b>48315</b>	<b>14045</b>	<b>13870</b>	<b>12341</b>	<b>12897</b>	<b>12739</b>	<b>13019</b>	<b>12934</b>	<b>12701</b>	<b>19751</b>	<b>15488</b>	<b>18631</b>	<b>19294</b>	<b>90441</b>	<b>87269</b>	<b>177,710</b>

**Source:** Cross River State Universal Basic Education Board, Calabar

**TABLE 22.6: DISTRIBUTION OF TEACHING STAFF IN PUBLIC PRIMARY SCHOOLS BY SEX, SALARY GRADE LEVEL AND LOCAL GOVERNMENT AREA, 2024**

S/N	LGA	04		05		06		07		08		09		10		12		13		14		15		16		GRAND TOTAL		
		M	F	M	F	M	F	M	F	M	F	M	F	M	F	M	F	M	F	M	F	M	F	M	F	M	F	T
1.	ABI	20	9	0	1	5	4	25	33	28	46	35	74	40	82	43	52	23	33	15	29	8	3	2	3	244	369	613
2.	AKAMKPA	40	27	0	1	5	3	50	55	32	59	42	84	39	70	30	40	14	34	7	22	4	4	3	0	266	399	665
3.	AKPABUYO	9	8	0	1	1	1	11	23	19	43	28	43	22	33	16	40	8	16	10	15	5	6	3	2	132	231	363
4.	BAKASSI	17	9	1	0	5	0	9	12	7	12	20	28	34	34	16	14	6	13	8	5	2	2	1	0	126	129	255
5.	BEKWARRA	1	2	0	1	2	5	68	53	40	23	36	35	26	23	27	20	11	16	9	10	4	2	1	5	225	195	420
6.	BIASE	35	31	1	0	5	6	46	50	59	66	50	75	51	82	33	43	21	24	10	8	1	2	2	2	314	389	703
7.	BOKI	35	21	2	3	7	6	51	87	40	59	55	52	60	47	39	48	35	31	18	27	12	11	3	3	357	395	752
8.	CAL. MUN.	3	9	0	0	0	1	6	36	16	62	16	84	8	56	13	69	4	54	4	53	0	26	0	17	70	467	537
9.	CALABAR SOUTH	1	4	1	1	0	0	10	26	10	16	6	46	2	40	7	43	6	40	1	46	2	14	1	8	47	284	331
10.	ETUNG	13	20	1	6	2	2	13	43	12	24	18	52	13	24	17	47	11	19	2	11	1	6	0	1	103	255	358
11.	IKOM	15	22	1	2	3	1	35	58	27	43	21	44	24	49	24	54	33	79	7	26	14	37	4	7	208	422	630
12.	OBANLIKU	63	24	3	1	9	10	96	53	63	55	68	42	49	37	40	46	15	23	19	10	3	7	2	3	430	311	741
13.	OBUBRA	55	46	0	0	6	10	49	66	41	55	56	64	43	41	34	33	23	33	17	17	7	6	3	3	334	374	708
14.	OBUDU	5	3	2	2	8	6	147	206	92	81	50	69	54	45	58	57	41	41	21	22	13	21	5	5	496	558	1,054
15.	ODUKPANI	34	26	3	1	6	6	30	44	48	52	71	111	58	77	47	64	23	19	12	26	2	5	1	1	335	432	767
16.	OGOJA	4	2	1	5	3	10	49	92	30	58	36	75	32	59	41	42	32	35	11	15	7	10	1	2	247	405	652
17.	YAKURR	21	33	2	0	0	0	30	64	30	55	41	61	21	62	39	63	19	58	10	19	7	13	0	3	220	431	651
18.	YALA	14	2	1	0	4	4	156	173	70	45	56	52	56	31	58	49	25	27	16	17	7	9	3	3	466	412	878
	<b>TOTAL</b>	<b>385</b>	<b>298</b>	<b>19</b>	<b>25</b>	<b>71</b>	<b>75</b>	<b>881</b>	<b>1,174</b>	<b>664</b>	<b>854</b>	<b>705</b>	<b>1,091</b>	<b>632</b>	<b>892</b>	<b>582</b>	<b>824</b>	<b>350</b>	<b>595</b>	<b>197</b>	<b>378</b>	<b>99</b>	<b>184</b>	<b>35</b>	<b>68</b>	<b>4,620</b>	<b>6,458</b>	1,1078

**TABLE 22.7: TEACHING STAFF DISTRIBUTION IN PUBLIC SECONDARY SCHOOLS BY SEX, SALARY GRADE LEVEL AND LOCAL GOVERNMENT AREA, 2024.**

S/NO.	LOCAL GOVERNMENT AREA	06		07		08		09		10		12		13		14		15		16		17		18		TOTAL		GRAND TOTAL
		M	F	M	F	M	F	M	F	M	F	M	F	M	F	M	F	M	F	M	F	M	F	M	F	M	F	
1.	ABI	-	-	-	-	-	-	1	-	21	4	9	2	13	2	18	4	18	8	18	11					<b>98</b>	<b>31</b>	<b>129</b>
2.	AKAMKPA	-	-	-	-	2	5	-	2	16	6	9	9	16	12	20	13	19	17	25	21					<b>107</b>	<b>85</b>	<b>192</b>
3.	AKPABUYO	-	-	-	-	-	1	1	1	7	6	1	4	12	13	11	9	3	10	10	22					<b>45</b>	<b>66</b>	<b>111</b>
4.	BAKASSI	-	-	-	-	-	-	-	-	-	-	1	1	4	2	4	-	1	2	9	9					<b>19</b>	<b>14</b>	<b>33</b>
5.	BEKWARRA	-	-	-	-	1	-	-	-	13	5	4	-	16	2	16	2	14	7	17	7					<b>81</b>	<b>23</b>	<b>104</b>
6.	BIASE	-	-	-	-	-	-	-	-	30	5	4	1	14	2	18	2	20	15	33	13					<b>119</b>	<b>38</b>	<b>157</b>
7.	BOKI	-	-	-	-	1	1	-	-	21	6	9	-	19	4	40	6	20	9	47	11					<b>157</b>	<b>37</b>	<b>194</b>
8.	CAL. MUN.	-	-	-	-	1	3	-	1	50	54	11	26	45	104	24	112	16	86	37	141					<b>184</b>	<b>527</b>	<b>711</b>
9.	CAL. SOUTH	-	-	-	-	4	2	-	2	20	33	7	15	15	44	16	45	2	39	18	60					<b>82</b>	<b>240</b>	<b>322</b>
10.	ETUNG	-	-	-	-	3	1	2	-	8	1	8	2	9	7	16	7	13	5	12	9					<b>71</b>	<b>32</b>	<b>103</b>
11.	IKOM	-	-	-	-	3	-	6	3	38	23	14	12	35	24	30	21	24	43	43	32					<b>193</b>	<b>158</b>	<b>351</b>
12.	OBANLIKU	-	-	-	-	11	1	12	2	28	2	11	6	14	3	25	13	7	3	9	4					<b>117</b>	<b>34</b>	<b>151</b>
13.	OBUBRA	-	-	-	-	-	-	-	1	20	7	4	3	14	6	13	8	14	13	41	16					<b>106</b>	<b>54</b>	<b>160</b>
14.	OBUDU	-	-	-	-	10	4	17	3	47	21	22	9	30	16	48	23	37	27	45	17					<b>256</b>	<b>120</b>	<b>376</b>
15.	ODUKPANI	-	-	1	-	1	-	1	-	15	8	7	3	7	4	9	9	14	11	23	18					<b>78</b>	<b>53</b>	<b>131</b>
16.	OGOJA	-	-	-	-	2	-	-	1	15	6	9	1	20	9	28	15	22	24	36	43					<b>132</b>	<b>99</b>	<b>231</b>
17.	YAKURR	-	-	-	-	-	-	-	-	43	8	12	16	35	20	34	23	20	28	41	19					<b>185</b>	<b>114</b>	<b>299</b>
18.	YALA	-	-	1	-	2	-	-	-	12	3	7	1	14	3	42	7	32	13	33	9					<b>143</b>	<b>36</b>	<b>179</b>
	<b>TOTAL</b>	-	-	<b>2</b>	-	<b>41</b>	<b>18</b>	<b>40</b>	<b>16</b>	<b>404</b>	<b>198</b>	<b>149</b>	<b>111</b>	<b>332</b>	<b>277</b>	<b>412</b>	<b>319</b>	<b>296</b>	<b>360</b>	<b>497</b>	<b>462</b>					<b>2,173</b>	<b>1,761</b>	<b>3,934</b>

**TABLE 22.8: TEACHING STAFF DISTRIBUTION IN PUBLIC SECONDARY SCHOOLS BY SEX, QUALIFICATIONS AND LOCAL GOVERNMENT AREA, 2024.**

S/NO.	LOCAL GOVERNMENT AREA	GRADUATE WITH TEACHING QUALIFICATION		GRADUATE WITHOUT TEACHING QUALIFICATION		HND		NCE		DIPLOMA		TC I		TC II		OTHERS		V. T.		TOTAL		GRAND TOTAL
		M	F	M	F	M	F	M	F	M	F	M	F	M	F	M	F	M	F	M	F	
1.	ABI	72	30	17		4		5	1											98	31	192
2.	AKAMKPA	68	69	28	9	4	2	7	5											107	85	111
3.	AKPABUYO	28	51	11	9	6	5		1											45	66	33
4.	BAKASSI	14	14	3		2														19	14	104
5.	BEKWARRA	61	20	10	2	1	1	9												81	23	157
6.	BIASE	96	35	17	1	1	1	5	1											119	38	194
7.	BOKI	114	29	26	4	9		8	4											157	37	711
8.	CALABAR MUNICIPALITY	125	441	53	68	5	15	1	3											184	527	322
9.	CALABAR SOUTH	57	207	21	27	4	6													82	240	322
10.	ETUNG	40	24	17	5	9	1	5	2											71	32	103
11.	IKOM	112	118	64	22	6	6	11	12											193	158	351
12.	OBANLIKU	83	27	4	1	6		24	6											117	34	151
13.	OBUBRA	72	39	20	9	9	3	5	3											106	54	160
14.	OBUDU	194	98	35	7	7	1	20	14											256	120	376
15.	ODUKPANI	42	36	25	15	4	1	7	1											78	53	131
16.	OGOJA	95	85	21	4	7	4	9	6											132	99	231
17.	YAKURR	129	94	34	1	10	1	12	2											185	114	299
18.	YALA	115	29	12	1	2	1	14	4											143	36	179
	<b>TOTAL</b>	<b>1,517</b>	<b>1,446</b>	<b>418</b>	<b>202</b>	<b>96</b>	<b>48</b>	<b>142</b>	<b>65</b>											<b>2,173</b>	<b>1,761</b>	<b>3,934</b>

**Source:** Cross River State Secondary Education Board, Calabar

**TABLE 22.9: SECONDARY SCHOOL ENROLMENT BY SEX, CLASSES, NUMBER OF STREAMS AND LOCAL GOVERNMENT AREA, 2024**

S/NO.	LOCAL GOVERNMENT AREA	NO. OF STREAMS	NO. OF TEACH STAFF	NO. OF N/T STAF	NO. OF SCHS.	JS 1		JSS 2		JSS 3		SS 1		SS 2		SS 3		TOTAL		GRAND TOTAL
						M	F	M	F	M	F	M	F	M	F	M	F			
1.	ABI	97	129	13	13	273	289	267	303	295	326	296	271	261	280	338	360	1730	1829	3559
2.	AKAMKPA	140	192	19	21	274	325	265	279	284	334	274	276	225	257	336	339	1658	1810	3468
3.	AKPABUYO	39	33	111	7	108	87	81	88	92	82	76	65	64	58	75	78	496	458	954
4.	BAKASSI	20	33	1	4	22	17	18	18	38	42	12	19	15	28	75	61	180	185	365
5.	BEKWARRA	57	104	9	18	199	191	200	165	160	133	163	151	122	110	145	135	989	885	1874
6.	BIASE	114	157	14	18	192	209	182	220	210	256	197	217	199	223	322	324	1302	1449	2751
7.	BOKI	203	194	11	30	501	441	475	437	498	489	458	469	388	437	658	689	2978	2962	5940
8.	CAL. MUN.	274	711	48	18	738	1016	932	1137	833	1116	1072	1338	688	983	632	873	4895	6463	11358
9.	CAL. SOUTH	114	322	26	8	306	402	335	409	386	461	372	457	257	323	333	377	1989	2429	4418
10.	ETUNG	65	103	13	12	129	124	121	134	147	183	122	130	133	161	140	174	792	906	1698
11.	IKOM	226	384	29	22	655	659	770	688	715	685	630	666	631	570	515	452	3916	3720	7636
12.	OBANLIKU	84	151	23	16	183	163	182	153	184	178	159	153	107	110	114	114	928	871	1800
13.	OBUBRA	142	160	13	19	343	367	365	348	467	423	366	380	436	451	567	588	2544	2557	5101
14.	OBUDU	203	376	28	27	512	490	486	489	557	444	553	505	461	418	490	552	3059	2898	5954
15.	ODUKPANI	91	131	17	20	129	136	142	135	126	154	98	100	92	98	187	214	774	837	1611
16.	OGOJA	132	231	16	18	275	292	297	288	251	347	277	265	249	277	246	293	1595	1762	3357
17.	YAKURR	146	299	32	17	393	427	378	437	380	532	420	475	367	379	459	462	2397	2712	5109
18.	YALA	156	179	16	22	482	433	469	464	494	435	436	446	354	328	387	474	2622	2480	5102
	<b>TOTAL</b>		<b>3934</b>	<b>337</b>	<b>273</b>	<b>5714</b>	<b>6068</b>	<b>5965</b>	<b>6192</b>	<b>6117</b>	<b>6620</b>	<b>5981</b>	<b>6383</b>	<b>5049</b>	<b>5491</b>	<b>6019</b>	<b>6459</b>	<b>34845</b>	<b>37213</b>	<b>72058</b>

**Source:** Cross River State Secondary Education Board, Calabar

**TABLE 22.10: TEACHING STAFF DISTRIBUTION IN TECHNICAL COLLEGES BY SCHOOL, SEX AND QUALIFICATION, 2024.**

S/NO	LOCAL GOVERNMENT AREA	GRADUATE WITH TEACHING QUALIFICATION		GRADUATE WITHOUT TEACHING QUALIFICATION		HND		NCE		DIPLOMA		OTHERS		TOTAL		GRAND TOTAL
		M	F	M	F	M	F	M	F	M	F	M	F	M	F	
1	ABI	10	2	7		4								21	2	23
2	AKAMKPA	7	4	8	2	1								15	8	23
3	AKPABUYO	7	8	8	4	3	3	2						16	19	35
4	BAKASSI			2										2		2
5	BEKWARRA	10	3	2	1	1								13	4	17
6	BIASE	1	2	3		2								6	2	8
7	BOKI	6	1	3	3	3		2	1					14	5	14
8	CALABAR MUNICIPAL	10	37	7	19	4	3		4					21	63	84
9	CALABAR SOUTH	20	41	8	11	3	7							31	59	60
10	ETUNG	6	11	3	1	1		1	2					12	14	26
11	IKOM	17	4	5	2	2		1						24	6	30
12	OBANLIKU	10	6	6	2	4	1	2						32	9	41
13	OBUBRA	13	5	8		9	1	1						31	6	37
14	OBUDU	23	7	16	3	9	3	2	5					53	14	67
15	ODUKPANI	3	2	5	2	2	1							11	5	16
16	OGOJA	15	11	9		9	1	1	1					34	13	47
17	YAKURR	21	9	7		7	4	2						37	23	50
18	YALA	6	3			1	1							7	4	11
	<b>TOTAL</b>	<b>185</b>	<b>156</b>	<b>107</b>	<b>50</b>	<b>65</b>	<b>25</b>	<b>14</b>	<b>13</b>					<b>380</b>	<b>256</b>	<b>636</b>

**Source:** Cross River State Science and Technical Education Board, Calabar

**TABLE 22.11: TEACHING STAFF DISTRIBUTION IN TECHNICAL SCHOOLS BY SEX, SALARY GRADE LEVEL AND LOCAL GOVERNMENT AREA, 2024.**

S/NO.	LOCAL GOVERNMENT AREA	SALARY GRADE LEVEL																		TOTAL		GRAND TOTAL
		07		08		09		10		12		13		14		15		16		M	F	
		M	F	M	F	M	F	M	F	M	F	M	F	M	F	M	F					
1.	ABI											10	4	4	1		1		21	2	23	
2.	AKAMKPA						2	2	2		3	2	4	1	3	2	2		15	8	23	
3.	AKPABUYO					1		2		1	3	4	9	6	1	6	3	2	16	19	35	
4.	BAKASSI												1				1		2		2	
5.	BEKWARRA						1	1	3		3	1	4	2			2		13	4	17	
6.	BIASE					2		1				3			1				2	6	8	
7.	BOKI			1		1		2		2		1	2	3	1	4		2	14	5	19	
8.	CALABAR MUNICIPALITY		1	2	6	3	5	1	12	1	5	2	13	5	8	3	7	2	9	21	63	84
9.	CALABAR SOUTH			3	4	4	4	8	24	2	3	3	9	3	13	15	1	3	1	31	59	90
10.	ETUNG						2			2	1	3		3		1	6	2	5	12	14	26
11.	IKOM							1	3	3	6	2	1	2	1	3		7	1	24	6	30
12.	OBANLIKU	1		1		6	4	1	2	2		6	3	4		2		5	2	32	9	41
13.	OBUBRA			3	2	10		1	2	4		3	1	2	1			2		31	6	37
14.	OBUDU		1	2		4	4	12	1	6		8	3	5	2	5	2	11	1	53	14	67
15.	ODUKPANI			1				2		1		1		6		1		2	2	11	5	16
16.	OGOJA			4	2	9	2	5			4	8	2	4	3	1		3		34	13	47
17.	YAKURR			1		1		6	3	6		13	5	4	2	1	2	5	1	37	13	50
18.	YALA			2	1		1				1	4	1			1				7	4	11
	TOTAL	1	2	20	15	40	23	43	52	34	21	63	60	63	44	43	26	51	26	380	256	636

**Source:** Cross River State Science and Technical Education Board, Calabar

**TABLE 22.12: STUDENTS ENROLMENT IN GOVERNMENT TECHNICAL COLLEGES BY CLASSES, SEX AND LOCAL GOVERNMENT AREA, 2024.**

S/N	NAME OF SCHOOLS	LGA	NO OF STREAMS	NO OF NON-TEACHING STAFF			VTC 1		VTC 2		VTC 3		ST 1		ST 2		ST 3		TOTAL		GRAND TOTAL
				M	F	TOTAL	M	F	M	F	M	F	M	F	M	F	M	F	M	F	
1.	GTC AFAFANYI	ABI	6	2	2	4	15	10	10	16	20	15	18	12	18	22	20	28	101	103	204
2.	GMSTC IMABANA	ABI	5				21	19	18	14	15	13	9	7	7	8			70	61	131
3.	GMSTC ITIGIDI	ABI	6	2		2	6	6	12	2	12	9	9	12	10	12	14	11	63	52	115
4.	GMSTC ADADAMA	ABI	6			22	13	20	18	17	12	11	12	10	11	12	15	92	81	173	254
5.	GMSTC EDIBA	ABI																	33	22	55
6.	SBTC OBUNG	AKAMKPA	6	3	1	4	7	6	12	9	9	6	13	9	18	16	9	7	68	53	121
7.	GMSTC IBENDA NSAN	AKAMKPA	6	2		2	30	19	17	24	10	16	18	23	7	13	14	16	96	111	207
8.	GMSTC MFAMINYEN	AKAMKPA	4				5	5	4	5	1	1	1	1					11	12	23
9.	GTC IKOT NAKANDA	AKPABUYO	6	2	4	6	9	11	10	12	20	25	7	13	19	30	30	32	95	123	218
10.	UBEC ATIMBO	AKPABUYO	6				51	51	49	52	43	49	39	43	41	43	22	27	245	265	510
11.	CTC IDUNDU	AKPABUYO	4				7	11	2	5	3	8	4	2	3				19	26	45
12.	GMSTC ATIMBO	AKPABUYO	5		1	1	19	21	18	27	12	15	8	7	3	1			60	71	131
	-	BAKASSI	-	-	-	-	-	-	-	-	-	-	-	-	-	-	-	-	-	-	-
13.	GTC NYANYA	BEKWARRA	6	4	2	6	28	22	18	22	22	24	13	17	20	18	15	20	116	123	239
14.	GMSTC AKPAKPA	BEKWARRA	5				5	4	10	6	6	8	5	4	10	10			36	32	68
15.	GTC BIAKPAN	BIASE	6	2		2	20	29	23	27	25	19	19	21	20	25	20	22	127	143	270
16.	GMSTC IPENE EREI	BIASE	6				3	4	5	3	13	12	7	5	5	5	14	17	47	46	93

**TABLE 22.12**  
**STUDENTS ENROLMENT IN GOVERNMENT TECHNICAL COLLEGES BY CLASSES,**  
**SEX AND LOCAL GOVERNMENT AREA, 2024 *Conrd.***

S/N	NAME OF SCHOOLS	LGA	NO OF STREAMS	NO OF NON-TEACHING STAFF			VTC 1		VTC 2		VTC 3		ST 1		ST 2		ST 3		TOTAL		GRAND TOTAL	
				M	F	TOTAL	M	F	M	F	M	F	M	F	M	F	M	F	M	F		
17.	ETC NTAMATE	BOKI	6	4	1	5	10	20	14	20	10	17	20	32	10	7	21	30	85	136	221	
18.	GMSTC BOJE	BOKI	4				20	15	20	12	10	11	20	18					70	56	126	
19.	GMSTC KAKUBOK IRRUAN	BOKI	6				2	2	4	3	5	2		4	1	1	4		16	12	28	
20.	GVSAC BOKALUM	BOKI	2				5	7	10	8									15	15	30	
21.	CTC IKOT EFFANGA	CAL. MUN.	18	1	3	4	42	35	58	31	70	2	34	90	42	94	2	86	22	445	198	643
22.	GMSTC NSEMO	CAL. MUN.	5	1	1	2	35	44	30	26	22	15	5	11	4	3			96	99	195	
23.	GMSTC ECORINIM	CAL. MUN.	3		1	1	11	14	8	7	10	10							29	31	60	
24.	GMSTC IKOT OMIN	CAL. MUN.	11				102	86	1	3	12	14	10	11	43	45	35	4	407	426	833	
25.	ARMY DAY SCI. AND TECH. COLL	CAL. MUN.	6				15	16	49	48	18	10	12	12	15	1			109	100	209	
26.	GTC MAYNE AVENUE	CAL. SOUTH	18	6	5	11	48	54	60	74	37	39	34	37	35	3	39	33	253	273	526	
27.	GMSTC ATU STREET	CAL. SOUTH	5		1	1	10	14	6	6	32	7	3	4	6	1			48	42	90	
28.	GMSTC OBUFA ESUK	CAL. SOUTH	4				12	8	9	19	12	16	2	2					35	45	80	
29.	GMSTC HENSHAW TOWN	CAL. SOUTH	2				2	1			2	2							4	3	7	
30.	GMSTC HAWKINS ROAD	CAL. SOUTH	3				1	1	3	2	1	2							5	5	10	
31.	GMSTC ST. MARY EFUT ABUA	CAL. SOUTH	3	1		1	4	2	1	4	3								8	6	14	
32.	GMSTC ANDERSON	CAL. SOUTH	2				21	17	5	7									26	24	50	
33.	AJASSOR TECH. COLLEGE	ETUNG	6	3	2	5	21	15	19	12	16	19	29	10	16	2	27	19	128	99	227	

**TABLE 22.12**  
**STUDENTS ENROLMENT IN GOVERNMENT TECHNICAL COLLEGES BY CLASSES,**  
**SEX AND LOCAL GOVERNMENT AREA, 2024 *Conrd.***

S/N	NAME OF SCHOOLS	LGA	NO OF STREAMS	NO OF NON-TEACHING STAFF			VTC 1		VTC 2		VTC 3		ST 1		ST 2		ST 3		TOTAL		GRAND TOTAL	
				M	F	TOTAL	M	F	M	F	M	F	M	F	M	F	M	F	M	F		
34.	GMSTC AGBOKIM W/F	ETUNG	2						6	1	6	1							12	2	14	
35.	GTC EKPOKPA	IKOM	6				13	18	15	20	20	17	18	19	20	1	0	15	31	101	115	216
36.	MSTC ADIJINKPOR	IKOM	6		2	2	16	10	25	6	33	23	26	16	15	1	6	18	10	133	81	214
37.	BENDI TECH. COLLEGE	OBANLIKU	6	5		5	28	25	23	24	30	25	20	17	21	2	0	18	18	140	129	269
38.	GTC BEBI	OBANLIKU	6	8		8	13	9	19	13	17	23	15	20	18	2	6	28	21	110	112	222
39.	GMSTC BUKUMANYA	OBANLIKU	5				15	17	8	10	6	10	5	15	9	1	0			44	57	101
40.	GMSTC BUSI 4	OBANLIKU	5				29	34	40	24	18	18	7	18	1	2			95	96	191	
41.	GMSTC BAYASUNG	OBANLIKU	5	1		1	12	14	15	15	8	19	13	7	7	4			55	59	114	
42.	GMSTC KABUN	OBANLIKU	4				10	7	9	8	4	6	4	3					27	24	51	
43.	GTC OGADA 11	OBUBRA	6	3		3	72	49	70	32	56	35	16	33	40	3	4	71	34	307	217	524
44.	GMSTC EDONDON	OBUBRA	6				5	6	7	8	4	3	7	9	6	8	18	20	47	101	148	
45.	CETC, UTUKWANG	OBUDU	6	3	2	5	6	3	10	10	11	6	6	10	8	5	13	8	56	42	98	
46.	BEGIAKA TECH. COLL. IBONG	OBUDU	6	6	2	8	22	18	28	24	17	16	27	23	28	2	2	22	14	144	117	261
47.	GSTC UDIGIE	OBUDU	6		1	1	17	16	14	10	9	7	4	3	8	8	7	6	59	50	109	
48.	GMSTC ERARU	OBUDU	5	1		1	6	5	7	3	3	6	4	5	5	6			25	25	50	
49.	GMSTC OKAMBI	OBUDU	6	3	1	4	10	8	8	5	6	10	5	7	8	5	14	18	55	49	104	
50.	GTC BEBUABIE	OBUDU	5				4	3	6	8	5	2		3	2	2			17	18	35	
51.	GTC EFUT IBONDA	ODUKPANI	6	1	4	5	2	3	5	2	1	4	3	6	7	2	1	3	19	20	39	
52.	GMSTC IKOT EFFA	ODUKPANI	5				3	3	10	5	10	10	11	9	3	1	7	10	44	38	82	

**TABLE 22.12**  
**STUDENTS ENROLMENT IN GOVERNMENT TECHNICAL COLLEGES BY CLASSES,**  
**SEX AND LOCAL GOVERNMENT AREA, 2024 *Conrd.***

S/N	NAME OF SCHOOLS	LGA	NO OF STREAMS	NO OF NON-TEACHING STAFF			VTC 1		VTC 2		VTC 3		ST 1		ST 2		ST 3		TOTAL		GRAND TOTAL
				M	F	T	M	F	M	F	M	F	M	F	M	F	M	F	M	F	
53.	GMSTC AKIM AKIM	ODUKPANI	6	1	2	3	5	3	4	6	5	7	5	7	5	6	4	3	28	32	60
54.	GTC ABAKPA	OGOJA	30	3	4	7	72	78	92	56	86	114	107	120	109	93	121	103	606	544	1150
55.	GMSTC OGBERIA	OGOJA	5					4	4	5	7	7	6	5	7	5			24	26	50
56.	GMSTC UKPE NKUM	OGOJA	6		1	1	25	20	35	28	20	18	36	20	20	22	28	24	104	132	236
57.	GMSTC ODAJIE	OGOJA	6	2		2	30	32	28	35	30	28	30	20	25	20	28	30	171	171	342
58.	EITC, EKORI	YAKURR	7	7	1	8	11	17	16	16	18	10	21	19	32	18	25	36	123	116	239
59	GMSTC BIKO BIKO	YAKURR	6	4	1	5	7	6	6	4	10	9	7	8	12	8	7	8	59	51	110
60.	GMSTC NTAN EKORI	YAKURR	6				11	9	13	12	10	9	4	5	10	20	14	18	62	73	135
61.	GMSTC AFABEN MKPANI	YAKURR	6	1		1	4	10	16	14	3	5	4	6	5	1	10	12	42	48	90
32.	GMSTC AGOI EKPO	YAKURR	5				20	14	24	18	12	10	12	9	7	8			75	59	134
63.	GTC IJIRAGA	YALA	6		1	1	19	17	15	15	14	20	10	11	14	12	18	16	90	91	181
	<b>TOTAL</b>		<b>378</b>	<b>82</b>	<b>46</b>	<b>150</b>	<b>1,087</b>	<b>1047</b>	<b>1,221</b>	<b>1,100</b>	<b>1,688</b>	<b>1011</b>	<b>873</b>	<b>856</b>	<b>860</b>	<b>774</b>	<b>837</b>	<b>819</b>	<b>5,921</b>	<b>5,681</b>	<b>11,602</b>

**Source:** Cross River State Science and Technical Education Board, Calabar

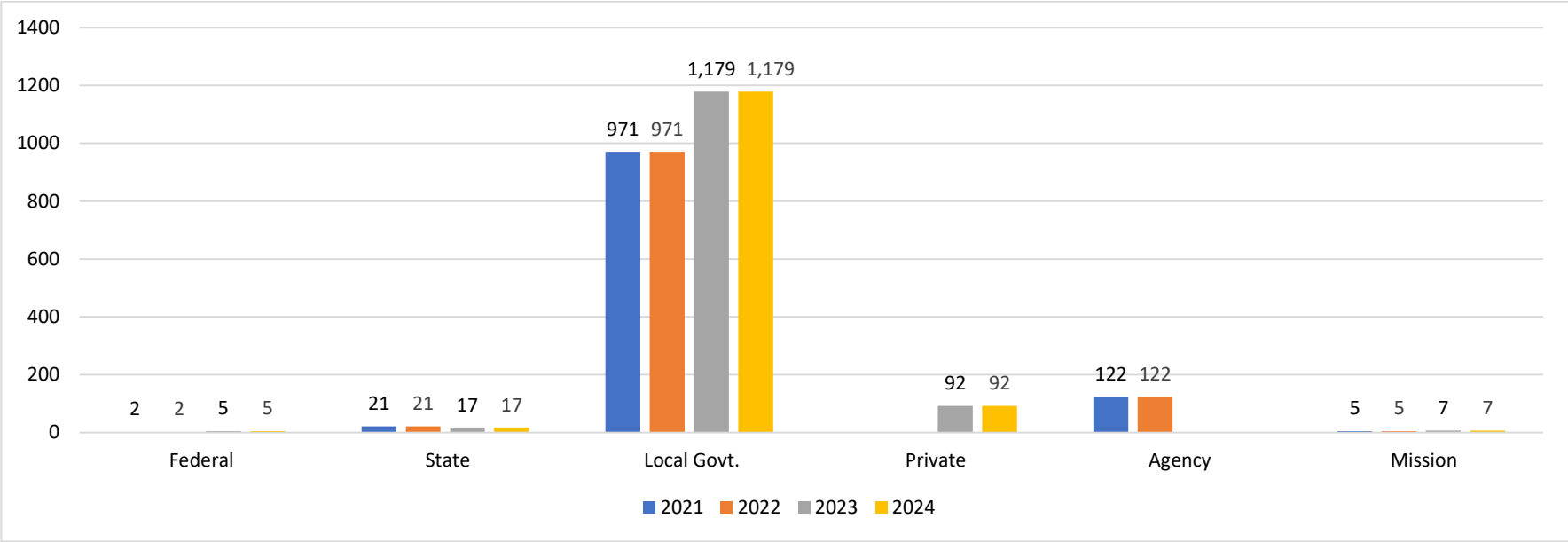
**SECTION 23: HEALTH**

**TABLE 23.1: DISTRIBUTION OF HOSPITAL BEDS IN CROSS RIVER STATE BY TYPE OF HOSPITAL AND BED TYPE, 2021 – 2024.**

S/N	HOSPITAL	2021		2022		2023		2024	
		Beds	Cots	Beds	Cots	Beds	Cots	Beds	Cots
1.	Sacred Health Hospital, Obudu								
2.	General Hospital, Ogoja	150		150		150		150	
3.	Rcm Hospital, Moniaya								
4.	Holy Family Joint Hospital, Ikom								
5.	General Hospital, Obanliku	52	15	52	15	52	15	52	15
6.	T.B.L Hospital, Mbembe								
7.	General Hospital, Ugep	72		72		72		72	4
8.	Cottage Hospital, Akpet Central	30	5	30	5	30	5	30	5
9.	General Hospital, Akamkpa	46	7	46	7	46	7	46	7
10.	Cottage Hospital, Oban	17	6	17	6	17	6	17	6
11.	Luth Hospital, Yala								
12.	General Hospital, Calabar	140	28	140	28	140	28	140	28
13.	General Hospital, Obubra	54		54		54		54	5
14.	T.B.C. Moniaya, Ogoja	38	7	38	7	38	7	38	7
15.	General Hospital, Okpoma							38	7
16.	Psychiatric hospital, Calabar							0	0
17.	St. Joseph Hospital, Ikot – Ene	53		53		53			
18.	Eja Memoria Hospital, Itigidi	48	10	48	10	48	10	48	10
19.	Unical Medical Center								
20.	Ucth, Calabar								
21.	Chc Ikot Effiong Otop, Ucth								
22.	Ranch Medical Center – Obanliku							52	10
23.	General Hospital Ukem, Odukpani.								
24.	Dr Lawrence Memorial Hospital, Cal South.	46		46		46		46	2
	<b>Total</b>	<b>746</b>	<b>78</b>	<b>746</b>	<b>78</b>	<b>746</b>	<b>78</b>	<b>783</b>	<b>91</b>

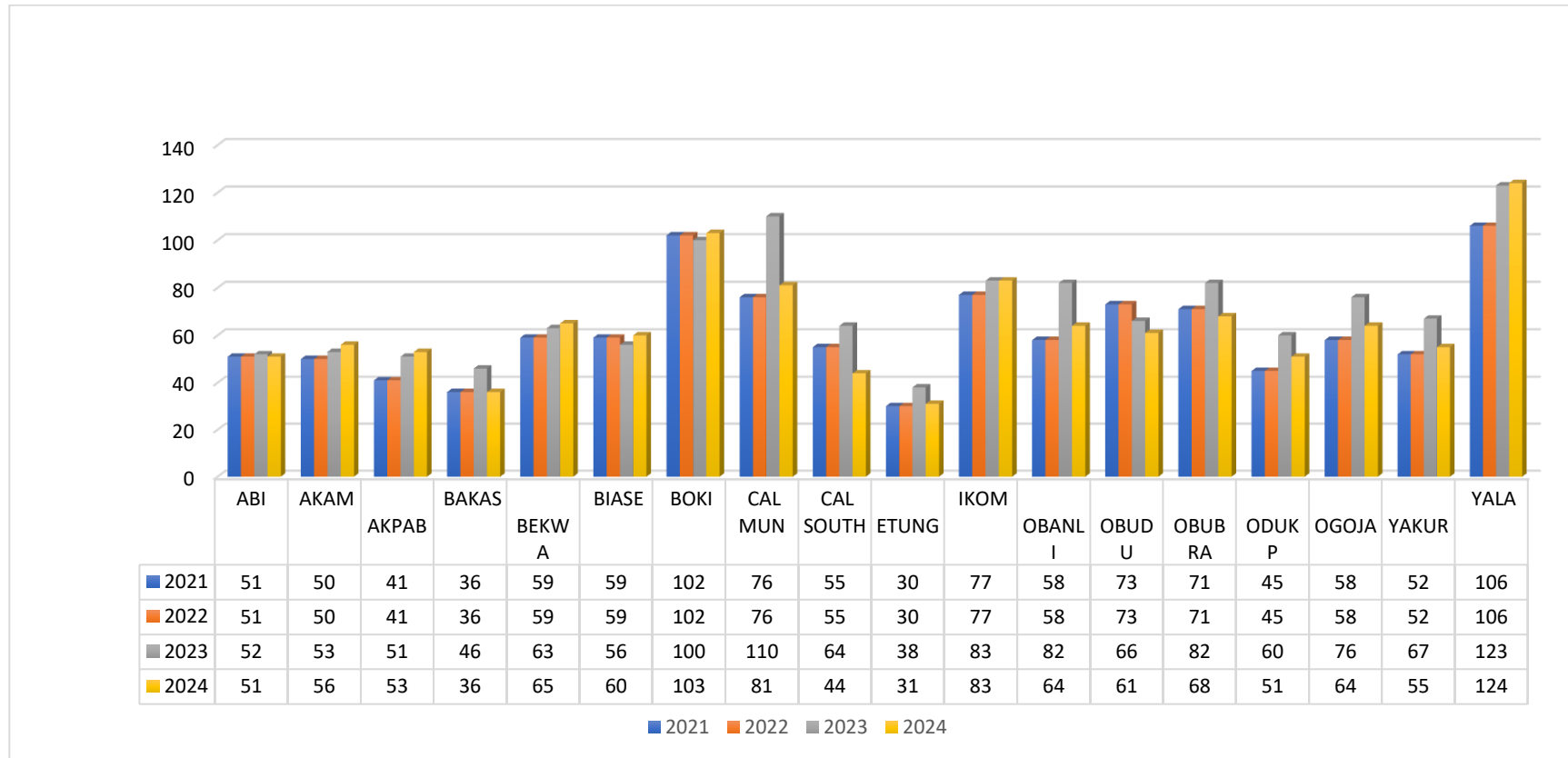
**Source:** Cross River State Ministry of Health Headquarters, Calabar-

**FIGURE 23.1: DISTRIBUTION OF HEALTH INSTITUTIONS IN CROSS RIVER STATE BY OWNERSHIP, 2021-2024**



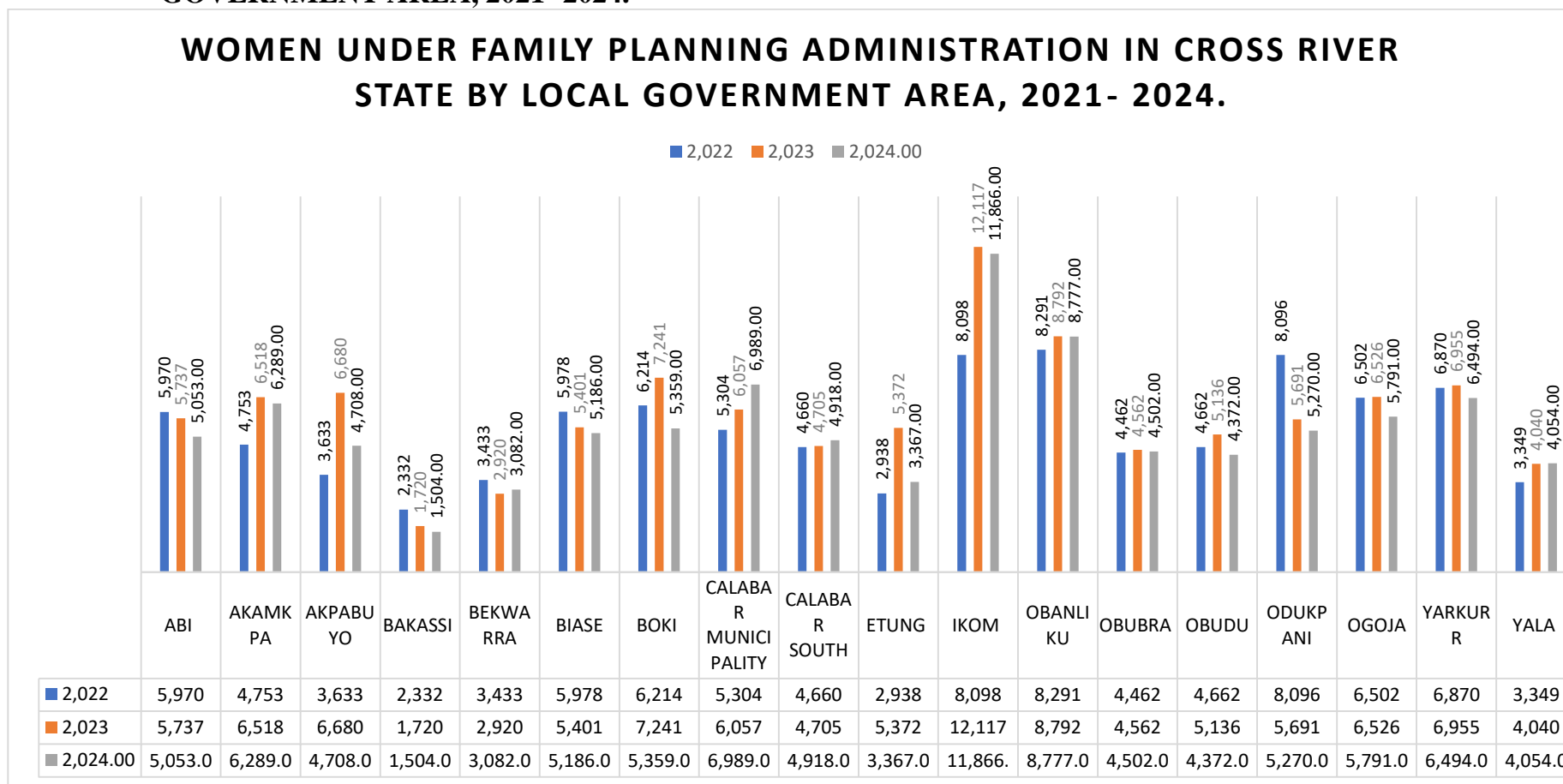
**Source:** Cross River State Ministry of Health Headquarters, Calabar

**FIGURE 23.2: DISTRIBUTION OF HEALTH INSTITUTIONS IN CROSS RIVER STATE BY LOCAL GOVERNMENT AREA, 2021-2024**



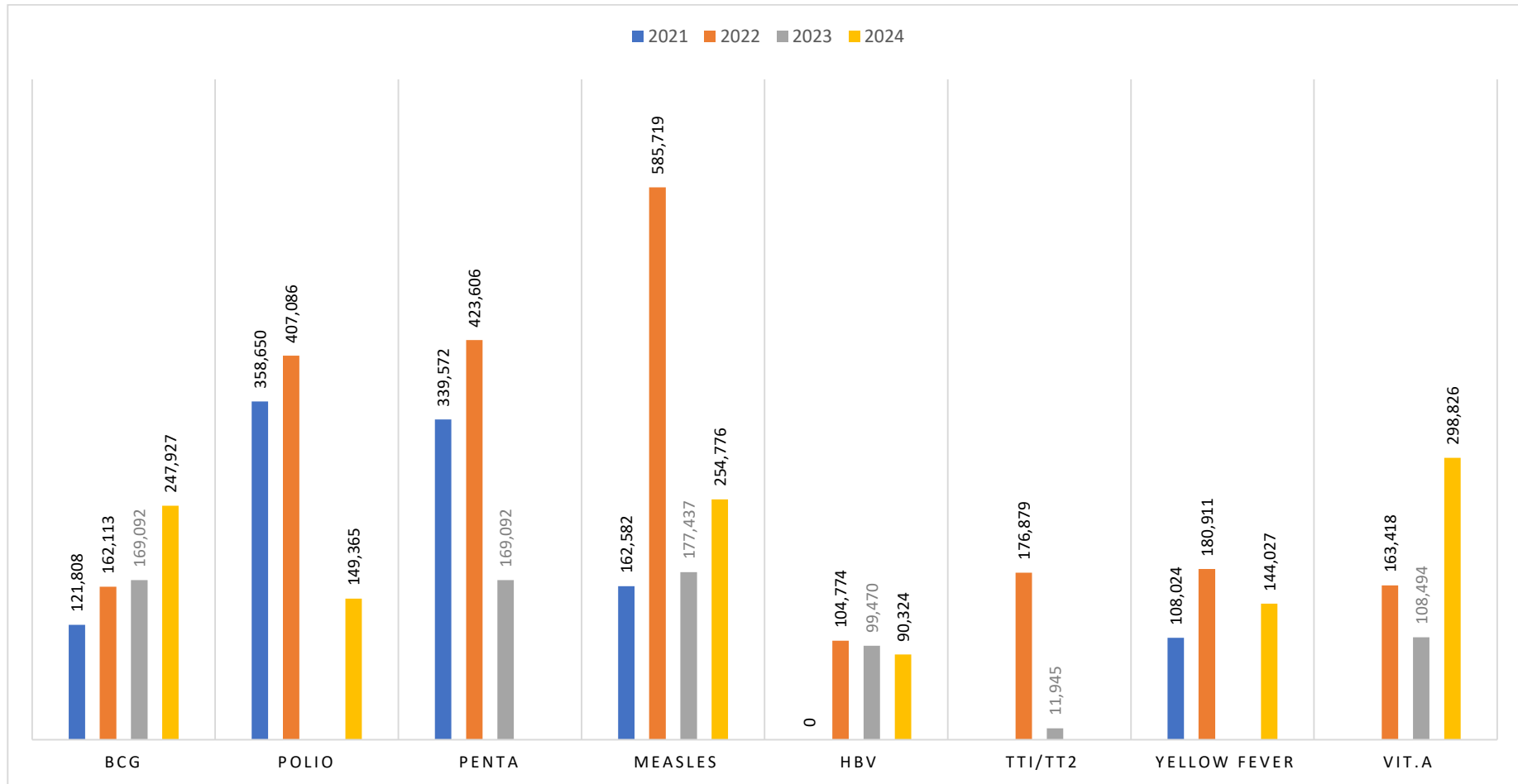
**Source:** Cross River State Ministry of Health Headquarters, Calabar

**FIGURE 23.3: WOMEN UNDER FAMILY PLANNING ADMINISTRATION IN CROSS RIVER STATE BY LOCAL GOVERNMENT AREA, 2021- 2024.**



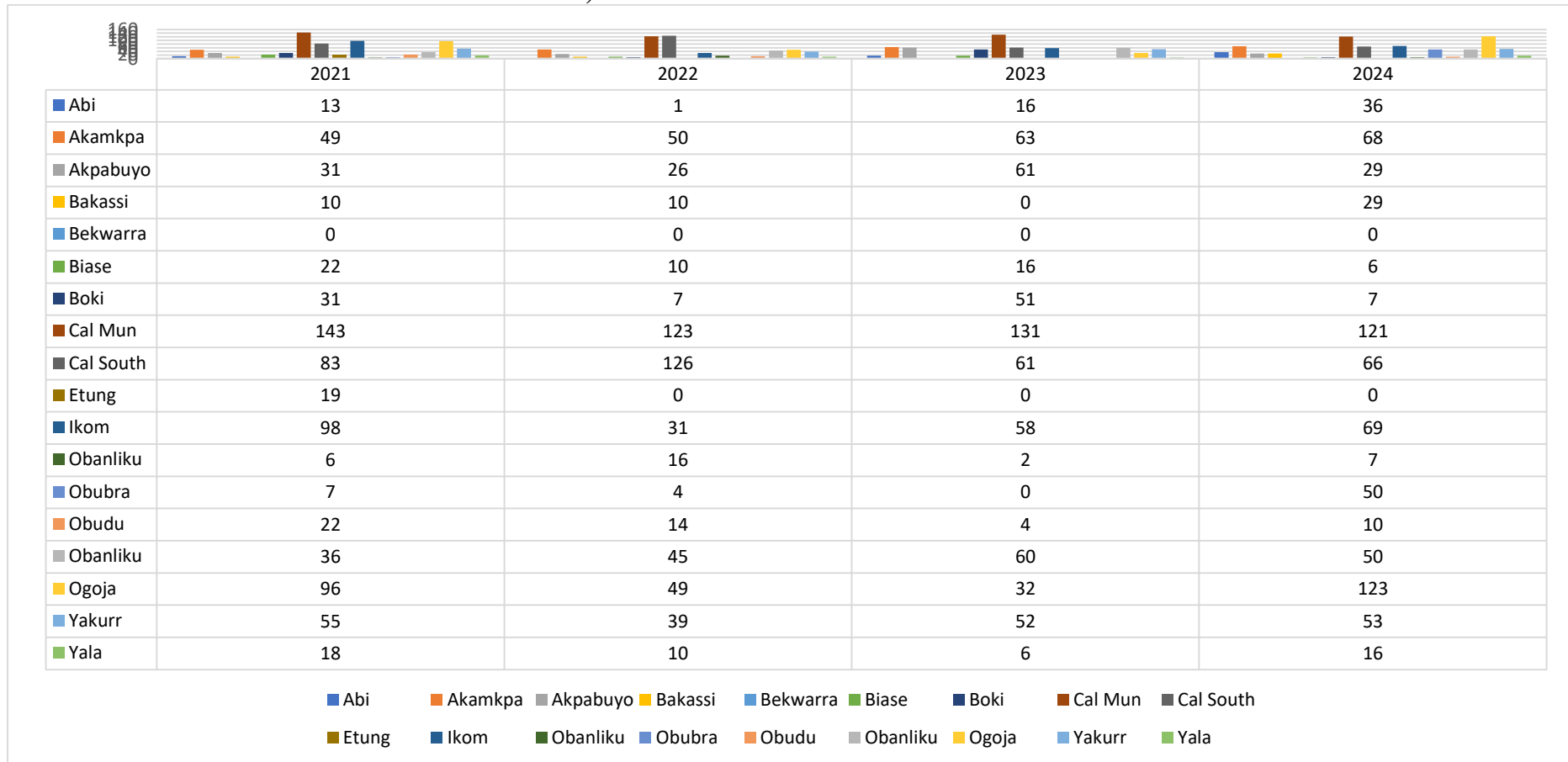
Source: Ministry of Health, Calabar

**FIGURE 23.4: NUMBER OF CHILDREN IMMUNIZED IN CROSS RIVER STATE BY VACCINE TYPE, 2021-2024.**

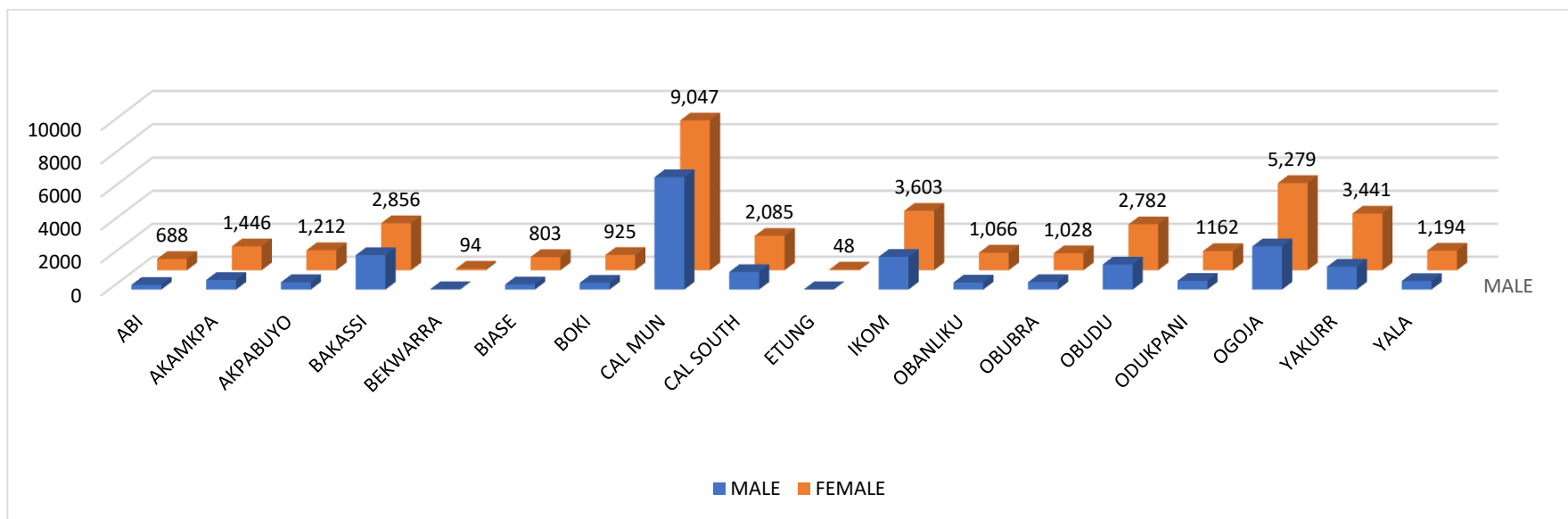


**Source:** Ministry of Health, Calabar

**FIGURE 23.5: RECORDED DEATHS RESULTING FROM HIV/AIDS IN CROSS RIVER STATE BY SEX AND LOCAL GOVERNMENT AREA, 2021 – 2024.**



**FIGURE 23.6: RECORDED NUMBER OF PERSONS LIVING WITH HIV/AIDS IN CROSS RIVER STATE BY SEX AND LOCAL GOVERNMENT AREA, 2024,**



**TABLE 23.2: CROSS RIVER HUMAN RESOURCES FOR HEALTH BASELINE DATA 2021 – 2024**

S/N	Indicator	2021	2022	2023	2024
1	Total Number of Out Patient	1,607,678	1,756,738	1,760,208	1,727,171
2	Total Number of In-Patient	57,668	50,901	103,084	52,851
3	Total Number of Doctors			37	32
5	Total Number of Nurses			760	660
6	Total Number of Health Care Staff			3791	2844
7	Wages and Salaries	3,151,886,238.23	3,261,685,227.25	2,962,406,559.80	4,138,415,987.57

Source: Cross River State Ministry of Health

**TABLE 23.3: REPRODUCTIVE HEALTH STATISTICS IN CROSS RIVER STATE BY LOCAL GOVERNMENT AREA, 2021-2024**

S/NO.	LGA	2021			2022			2023			2024		
		NO. OF CHILDREN BORN	NO. OF STILL BIRTH	MOTHER DEATH DURING DELIVERY	NO. OF CHILDREN BORN	NO. OF STILL BIRTH	MOTHER DEATH DURING DELIVERY	NO. OF CHILDREN BORN	NO. OF STILL BIRTH	MOTHER DEATH DURING DELIVERY	NO. OF CHILDREN BORN	NO. OF STILL BIRTH	MOTHER DEATH DURING DELIVERY
1.	ABI	2,448	1	1	2,718	2	3	3,376	6	0	2,114.	7.	0
2.	AKAMKPA	1,832	10		2,399	19	21	2,539	14	0	2,611.	28.	0
3.	AKPABUYO	1,266	3	2	1,209	1		974	0	0	745.		0
4.	BAKASSI	400	14	1	308	25		335	11	0	273.	5.	0
5.	BEKWARRA	1,054	2		1,359	9		1,472	15	0	1,405.	15.	0
6.	BIASE	1,199	12	6	1,709	15	1	1,670	18	0	3,804.	13.	0
7.	BOKI	1,837	17		2,577	12		3,464	28	0	1,757.	13.	0
8.	CALABAR MUNICIPAL	2,031	85	8	2,881	74	17	2,659	60	0	2,815.	82.	0
9.	CALABAR SOUTH	469	17	1	801	20	1	682	8	0	670.	3.	0
10.	ETUNG	1,494			1,992			2,270	0	0	2,272.		0
11.	IKOM	2,549	53	1	3,409	54	1	3,236	55	0	3,591.	47.	0
12.	OBANLIKU	950	12	1	1,106	9		1,176	5	0	1,062.	5.	0
13.	OBUBRA	1,919	33	4	2,400	27	1	2,631	45	0	2,529.	18.	0
14.	OBUDU	1,584	26	2	2,014	30	2	2,294	22	0	2,217.	46.	0
15.	ODUKPANI	303	2	0	484	3		466	2	0	394.	1.	0
16.	OGOJA	1,876	44	3	2,172	61	4	2,443	48	0	2,379.	15.	0
17.	YAKURR	1,506	39	1	1,859	33	3	2,105	42	0	2,170.	46.	0
18.	YALA	2,230	17	2	3,204	16		3,794	14	0	3,434.	6.	0
		<b>26,947</b>	<b>387</b>	<b>33</b>	<b>34,601</b>	<b>410</b>	<b>54</b>	<b>75,172</b>	<b>786</b>	<b>0</b>	<b>36,242.</b>	<b>350.</b>	<b>0</b>

**Source:** Cross River State Ministry of Health Headquarter (via-DHIS 2.0)

**SECTION 24: ELECTRIFICATION**

**TABLE 24.1: CROSS RIVER STATE RURAL ELECTRIFICATION BY LOCAL GOVERNMENT AREA, 2024**

S/NO.	LOCAL GOVERNMENT AREA	2024				
		COMPLETED AND COMMISSIONED	COMPLETED NOT COMMISSIONED	ON-GOING	TERMINATE	TOTAL
1.	ABI	-----				
2.	AKAMKPA	-----				
3.	AKPABUYO	-----				
4.	BAKASSI	-----				
5.	BEKWARRA	100%	✓			
6.	BIASE	-----				
7.	BOKI	-----				
8.	CALABAR MUNICIPALITY	90%		✓		
9.	CALABAR SOUTH	90%		✓		
10.	ETUNG	-----				
11.	IKOM	-----				
12.	OBANLIKU	-----				
13.	OBUBRA	-----				
14.	OBUDU	-----				
15.	ODUKPANI	100%	✓			
16.	OGOJA	-----				
17.	YAKURR	-----				
18.	YALA	-----				

**Source:** Cross River State Electrification Agency, Calabar

**TABLE 24.2: PERCENTAGE COMPLETION OF ELECTRICITY PROJECTS IN CROSS RIVER STATE BY LOCAL GOVERNMENT AREA, 2024.**

S/NO.	LOCAL GOVERNMENT AREA	PERCENTAGE				TOTAL
		80-100	60-70	40-45	LESS THAN 30	
1.	ABI					
2.	AKAMKPA					
3.	AKPABUYO					
4.	BAKASSI					
5.	BEKWARRA	100%				
6.	BIASE					
7.	BOKI					
8.	CALABAR MUNICIPALITY	90%				
9.	CALABAR SOUTH	90%				
10.	ETUNG					
11.	IKOM					
12.	OBANLIKU					
13.	OBUBRA					
14.	OBUDU					
15.	ODUKPANI	100%				
16.	OGOJA					
17.	YAKURR					
18.	YALA					

**Source:** Cross River State Electrification Agency, Calabar

**TABLE 24.3: MAINTENANCE OF BROKEN DOWN NETWORKS AND CONSTRUCTION OF NEW RELIEF SUBSTATIONS UNDERTAKEN BY CROSS RIVER STATE ELECTRIFICATION AGENCY BY LGA 2024.**

S/NO.	LOCAL GOVERNMENT AREA	MAINTENANCE/CONSTRUCTION UNDERTAKEN	% OF WORK COMPLETED	REMARKS
1.	ABI	-----	Completed	
2.	AKAMKPA	-----		
3.	AKPABUYO	-----		
4.	BAKASSI	-----		
5.	BEKWARRA	REHABILITATION OF BROKEN-DOWN 33KV LINES AND SUB-STATION.	100%	COMPLETED
6.	BIASE	-----		
7.	BOKI	-----		
8.	CALABAR MUNICIPALITY	MAINTENANCE OF STREET LIGHTS	90%	ON-GOING
9.	CALABAR SOUTH	MAINTENANCE OF STREET LIGHTS	90%	ON-GOING
10.	ETUNG	-----		
11.	IKOM	-----		
12.	OBANLIKU	-----		
13.	OBUBRA	-----		
14.	OBUDU	-----		
15.	ODUKPANI	MAINTENANCE OF 33KV LINES AND SUB-STATION	100%	COMPLETED
16.	OGOJA	-----		
17.	YAKURR	-----		
18.	YALA	-----		

**Source:** Cross River State Electrification Agency, Calabar

**TABLE 24.4: CROSS RIVER STATE ELECTRIFICATION PROJECTS BY COMMUNITY AND LOCAL GOVERNMENT AREA, 2024**

S/NO.	LOCAL GOVERNMENT AREA	PROJECT/LOCALITY	STATUS OF PROJECT	
			ON-GOING	COMPLETED
1.	ABI			
2.	AKAMKPA	-		
3.	AKPABUYO			
4.	BAKASSI			
5.	BEKWARRA	IJIBOR 1×2, UGBORO, UKPAH AND AFRIKE	COMPLETED	
6.	BIASE			
7.	BOKI			
8.	CALABAR MUNICIPALITY	CALABAR MUNCIPALITY	ON-GOING	
9.	CALABAR SOUTH	CALABAR SOUTH	ON-GOING	
10.	ETUNG			
11.	IKOM			
12.	OBANLIKU			
13.	OBUBRA			
14.	OBUDU			
15.	ODUKPANI	OBOT ETUBOM	COMPLETED	
16.	OGOJA			
17;	YAKURR			
18.	YALA			

**Source:** Cross River State Electrification Agency, Calabar